

# Nevada's 1<sup>ST</sup> DISTRICT

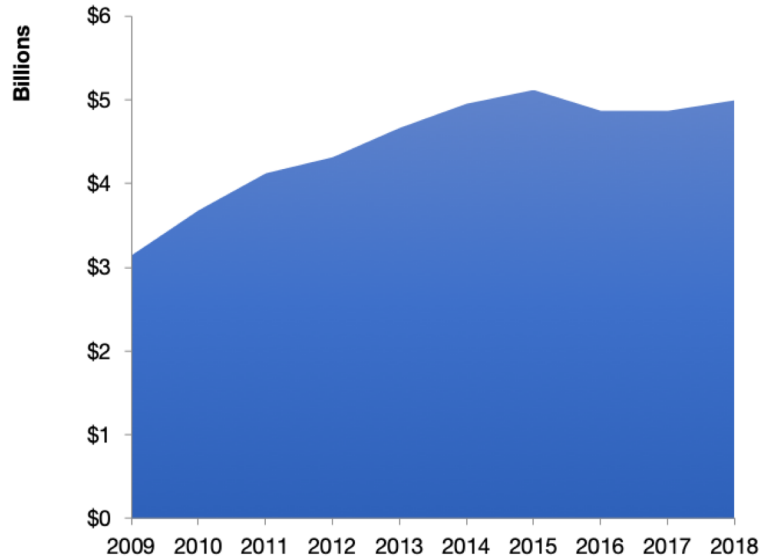
### U.S. Services Supply the World

NV-1 has seen a rise in overall services exports since 2009, boosting state economic growth and jobs, and contributing to the overall U.S. services trade surplus of \$260 billion in 2018.

The U.S. services industries are the most competitive and innovative in the world. They provide new economic opportunities and contribute to the successful production of manufacturing and agriculture in the United States and abroad.

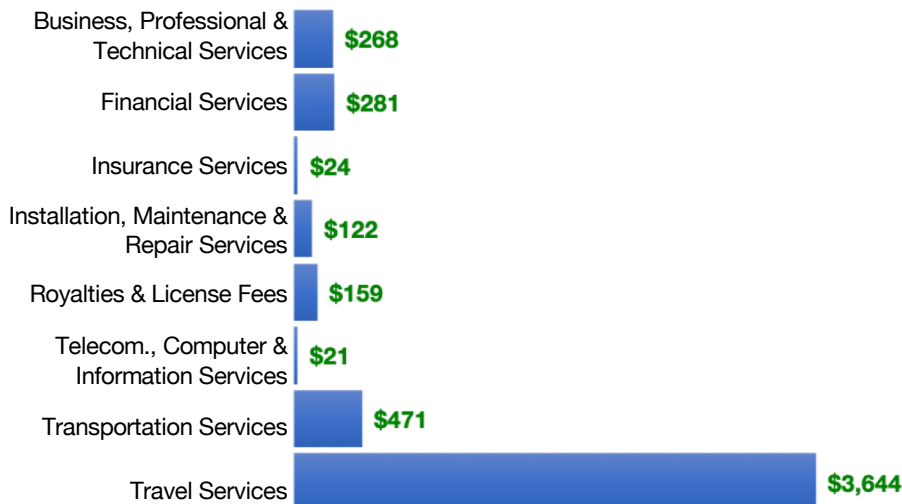
2009	2018
<b>\$3.1 billion</b>	<b>\$5.0 billion</b>

### NV-1 Services Exports



## NV-1 Services Exports Support 42,700 Jobs

### NV-1 Services Exports by Sector, 2018 (\$ millions)



### NV-1 Services Exports to Select Countries, 2018

- To China:** \$453 million in services exports supporting 4,070 jobs
- To Canada:** \$498 million in services exports supporting 4,220 jobs
- To Mexico:** \$424 million in services exports supporting 3,830 jobs
- To Korea:** \$174 million in services exports supporting 1,610 jobs
- To Japan:** \$310 million in services exports supporting 2,510 jobs
- To EU:** \$813 million in services exports supporting 6,840 jobs
- To UK:** \$410 million in services exports supporting 3,350 jobs

\* Sources: National data from the U.S. Bureau of Economic Analysis, state export and jobs data from The Trade Partnership. Copyright 2020. The Coalition of Services Industries. All rights reserved.

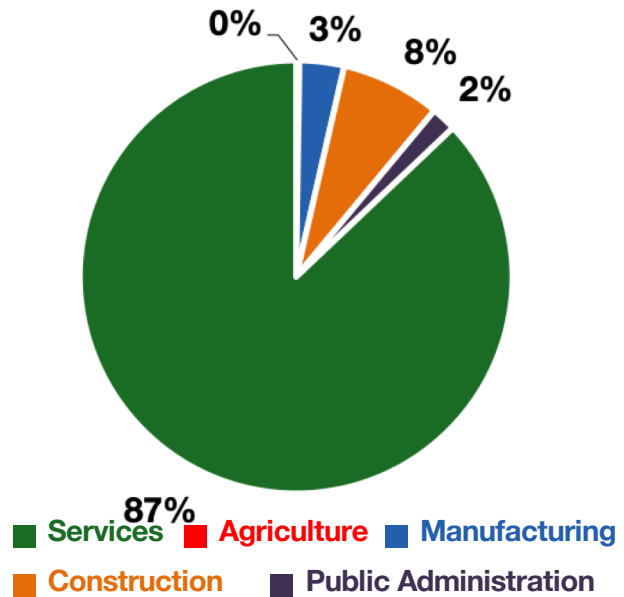
For more information on all fifty states, please visit [servicescoalition.org/exports](https://servicescoalition.org/exports) or contact [admin@uscsi.org](mailto:admin@uscsi.org)

## Nevada's 1<sup>ST</sup> DISTRICT

### Services Fuel U.S. Jobs and Growth

Services fuel America's economic growth and jobs, generating more than 77 percent of employment in the United States and 68 percent of GDP. Services are a major component of the manufacturing and agricultural sectors, and they boost the competitiveness of those sectors.

In NV-1, services accounted for 87 percent of all jobs in 2018. The top services sector for employment was arts, entertainment, and recreation, and accommodation and food services, which alone employed 106,900 NV-1 workers.



NV-1 Services Industries Employ **278,300** Workers

### NV-1 Jobs by Sector and Services Subsector, 2018

Agriculture, Forestry, & Mining	770
Construction	23,800
Manufacturing	10,700
Public Administration	5,980
<b>Total Services</b>	<b>278,300</b>
<i>Wholesale Trade</i>	4,360
<i>Retail Trade</i>	40,400
<i>Transportation, Warehousing, &amp; Utilities</i>	18,400
<i>Information</i>	4,150
<i>Finance, Insurance, &amp; Real Estate</i>	14,500
<i>Professional, Scientific, &amp; Management</i>	36,900
<i>Education, Health Care, &amp; Social Assistance</i>	36,200
<i>Arts, Entertainment, Accommodation, &amp; Food</i>	106,900
<i>Other Services</i>	16,500