

New Jersey's 6TH DISTRICT

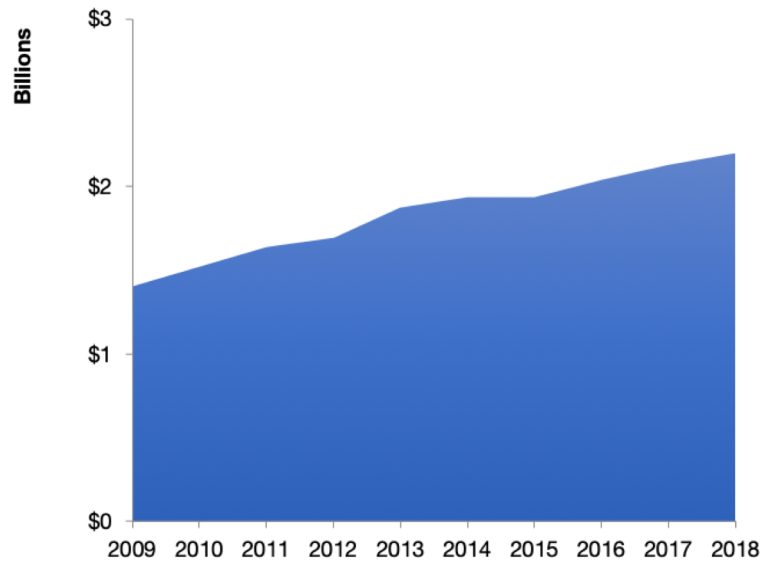
U.S. Services Supply the World

NJ-6 has seen a rise in overall services exports since 2009, boosting state economic growth and jobs, and contributing to the overall U.S. services trade surplus of \$260 billion in 2018.

The U.S. services industries are the most competitive and innovative in the world. They provide new economic opportunities and contribute to the successful production of manufacturing and agriculture in the United States and abroad.

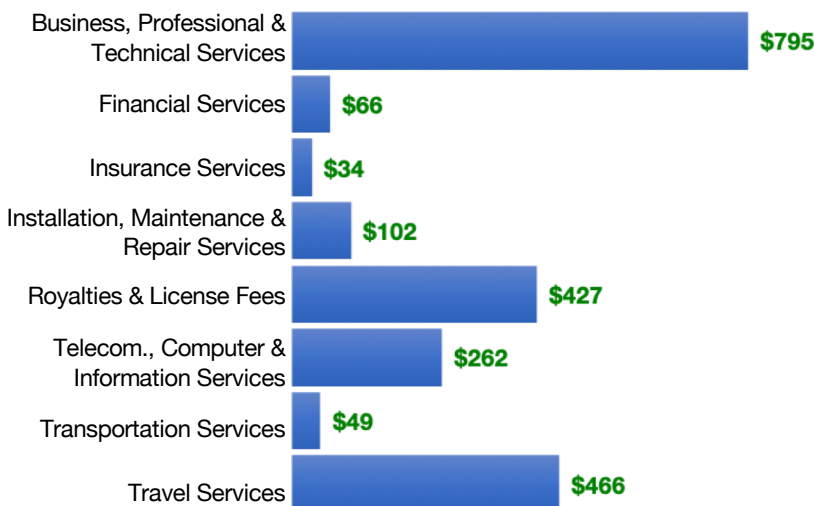
| 2009 | 2018 |
|----------------------|----------------------|
| \$1.4 billion | \$2.2 billion |

NJ-6 Services Exports



NJ-6 Services Exports Support 15,400 Jobs

NJ-6 Services Exports by Sector, 2018 (\$ millions)



NJ-6 Services Exports to Select Countries, 2018

- To China:** \$178 million in services exports supporting 1,730 jobs
- To Canada:** \$136 million in services exports supporting 980 jobs
- To Mexico:** \$63 million in services exports supporting 480 jobs
- To Korea:** \$60 million in services exports supporting 450 jobs
- To Japan:** \$100 million in services exports supporting 640 jobs
- To EU:** \$552 million in services exports supporting 3,260 jobs
- To UK:** \$152 million in services exports supporting 1,050 jobs

* Sources: National data from the U.S. Bureau of Economic Analysis, state export and jobs data from The Trade Partnership. Copyright 2020. The Coalition of Services Industries. All rights reserved.

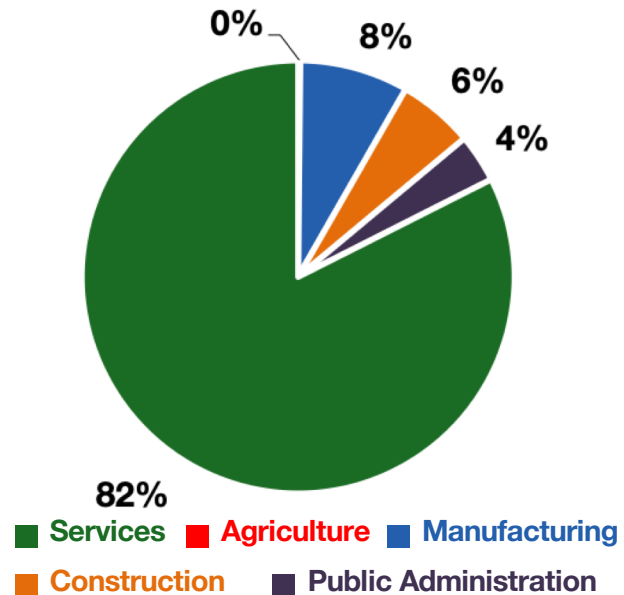
For more information on all fifty states, please visit servicescoalition.org/exports or contact admin@uscsi.org

New Jersey's 6TH DISTRICT

Services Fuel U.S. Jobs and Growth

Services fuel America's economic growth and jobs, generating more than 77 percent of employment in the United States and 68 percent of GDP. Services are a major component of the manufacturing and agricultural sectors, and they boost the competitiveness of those sectors.

In NJ-6, services accounted for 82 percent of all jobs in 2018. The top services sector for employment was educational services, and health care and social assistance, which alone employed 78,600 NJ-6 workers.



NJ-6 Services Industries Employ **298,300** Workers

NJ-6 Jobs by Sector and Services Subsector, 2018

| | |
|--|----------------|
| Agriculture, Forestry, & Mining | 590 |
| Construction | 20,500 |
| Manufacturing | 29,400 |
| Public Administration | 13,100 |
| Total Services | 298,300 |
| <i>Wholesale Trade</i> | 12,500 |
| <i>Retail Trade</i> | 40,600 |
| <i>Transportation, Warehousing, & Utilities</i> | 28,100 |
| <i>Information</i> | 10,700 |
| <i>Finance, Insurance, & Real Estate</i> | 30,900 |
| <i>Professional, Scientific, & Management</i> | 54,400 |
| <i>Education, Health Care, & Social Assistance</i> | 78,600 |
| <i>Arts, Entertainment, Accommodation, & Food</i> | 27,700 |
| <i>Other Services</i> | 14,900 |