

# New Jersey's 10<sup>TH</sup> DISTRICT

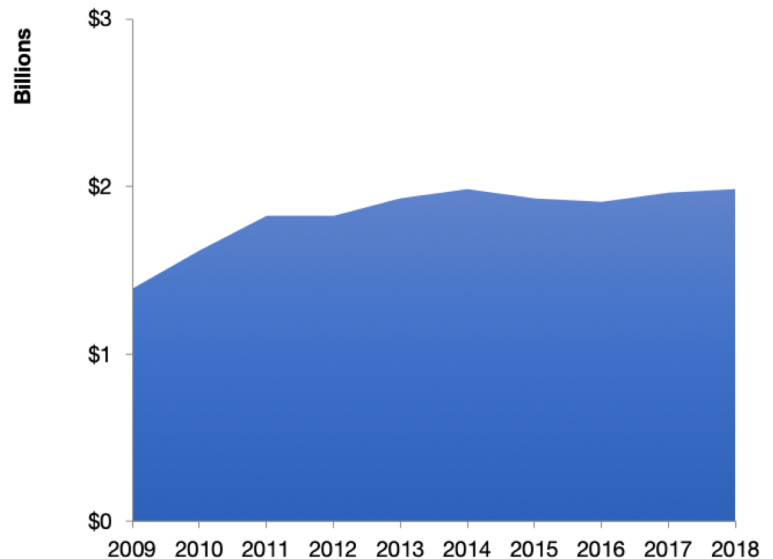
### U.S. Services Supply the World

NJ-10 has seen a rise in overall services exports since 2009, boosting state economic growth and jobs, and contributing to the overall U.S. services trade surplus of \$260 billion in 2018.

The U.S. services industries are the most competitive and innovative in the world. They provide new economic opportunities and contribute to the successful production of manufacturing and agriculture in the United States and abroad.

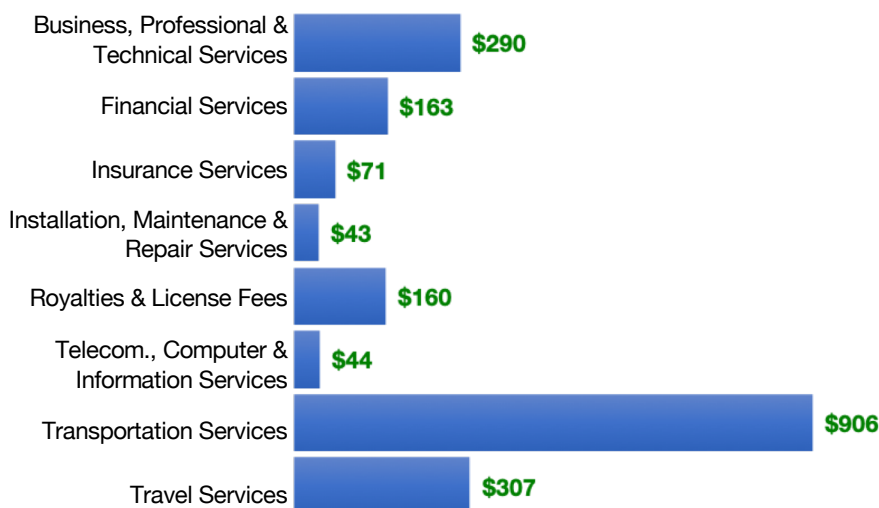
2009	2018
<b>\$1.4 billion</b>	<b>\$2.0 billion</b>

### NJ-10 Services Exports



## NJ-10 Services Exports Support 11,900 Jobs

### NJ-10 Services Exports by Sector, 2018 (\$ millions)



### NJ-10 Services Exports to Select Countries, 2018

- To China:** \$153 million in services exports supporting 1,190 jobs
- To Canada:** \$178 million in services exports supporting 1,010 jobs
- To Mexico:** \$102 million in services exports supporting 580 jobs
- To Korea:** \$32 million in services exports supporting 250 jobs
- To Japan:** \$176 million in services exports supporting 920 jobs
- To EU:** \$369 million in services exports supporting 2,070 jobs
- To UK:** \$161 million in services exports supporting 920 jobs

\* Sources: National data from the U.S. Bureau of Economic Analysis, state export and jobs data from The Trade Partnership. Copyright 2020. The Coalition of Services Industries. All rights reserved.

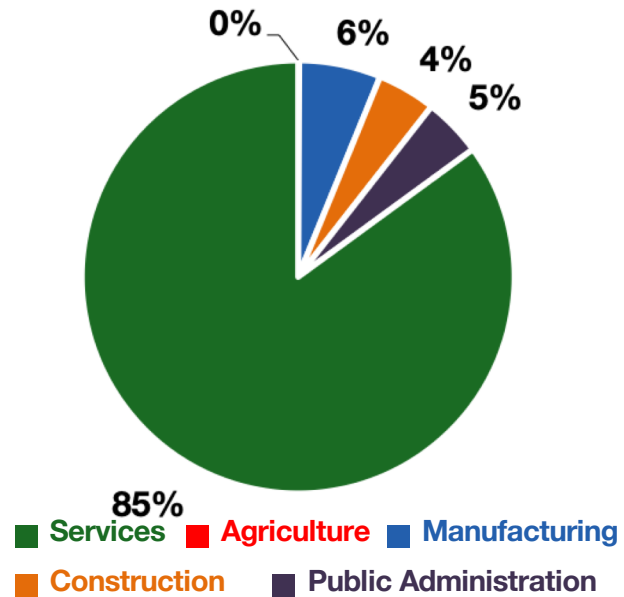
For more information on all fifty states, please visit [servicescoalition.org/exports](https://servicescoalition.org/exports) or contact [admin@uscsi.org](mailto:admin@uscsi.org)

## New Jersey's 10<sup>TH</sup> DISTRICT

### Services Fuel U.S. Jobs and Growth

Services fuel America's economic growth and jobs, generating more than 77 percent of employment in the United States and 68 percent of GDP. Services are a major component of the manufacturing and agricultural sectors, and they boost the competitiveness of those sectors.

In NJ-10, services accounted for 85 percent of all jobs in 2018. The top services sector for employment was educational services, and health care and social assistance, which alone employed 92,600 NJ-10 workers.



NJ-10 Services Industries Employ **297,000** Workers

### NJ-10 Jobs by Sector and Services Subsector, 2018

Agriculture, Forestry, & Mining	290
Construction	15,300
Manufacturing	21,300
Public Administration	15,300
<b>Total Services</b>	<b>297,000</b>
<i>Wholesale Trade</i>	8,850
<i>Retail Trade</i>	37,800
<i>Transportation, Warehousing, &amp; Utilities</i>	35,800
<i>Information</i>	9,410
<i>Finance, Insurance, &amp; Real Estate</i>	24,600
<i>Professional, Scientific, &amp; Management</i>	42,800
<i>Education, Health Care, &amp; Social Assistance</i>	92,600
<i>Arts, Entertainment, Accommodation, &amp; Food</i>	28,600
<i>Other Services</i>	16,500