

Nebraska's 2ND DISTRICT

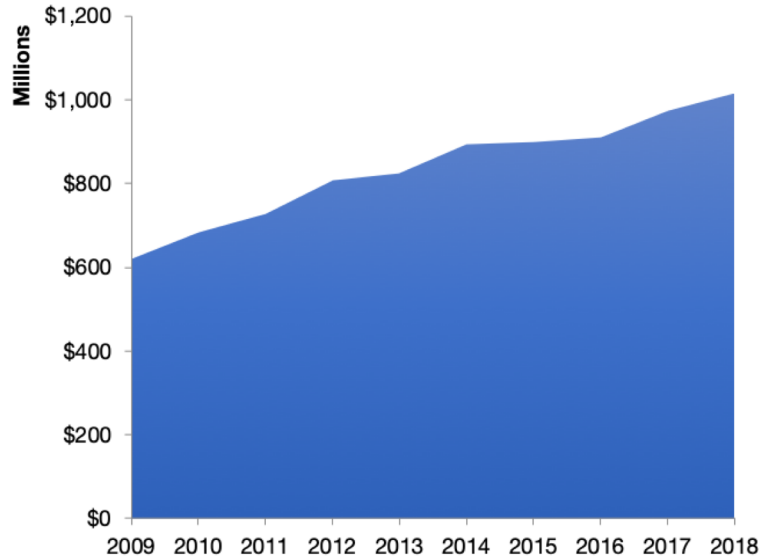
U.S. Services Supply the World

NE-2 has seen a rise in overall services exports since 2009, boosting state economic growth and jobs, and contributing to the overall U.S. services trade surplus of \$260 billion in 2018.

The U.S. services industries are the most competitive and innovative in the world. They provide new economic opportunities and contribute to the successful production of manufacturing and agriculture in the United States and abroad.

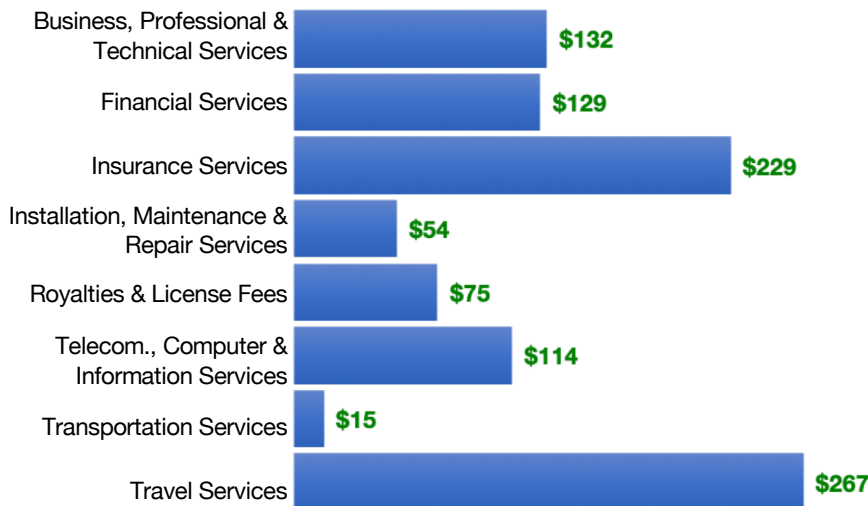
2009	2018
\$621 million	\$1.0 billion

NE-2 Services Exports



NE-2 Services Exports Support 7,330 Jobs

NE-2 Services Exports by Sector, 2018 (\$ millions)



NE-2 Services Exports to Select Countries, 2018

- To China:** \$64 million in services exports supporting 520 jobs
- To Canada:** \$90 million in services exports supporting 650 jobs
- To Mexico:** \$44 million in services exports supporting 350 jobs
- To Korea:** \$24 million in services exports supporting 190 jobs
- To Japan:** \$76 million in services exports supporting 520 jobs
- To EU:** \$170 million in services exports supporting 1,210 jobs
- To UK:** \$114 million in services exports supporting 790 jobs

* Sources: National data from the U.S. Bureau of Economic Analysis, state export and jobs data from The Trade Partnership.
Copyright 2020. The Coalition of Services Industries. All rights reserved.

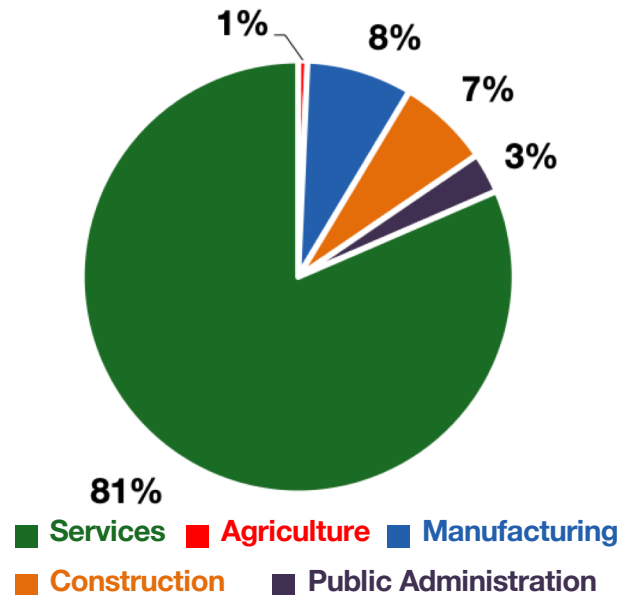
For more information on all fifty states, please visit servicescoalition.org/exports or contact admin@uscsi.org

Nebraska's 2ND DISTRICT

Services Fuel U.S. Jobs and Growth

Services fuel America's economic growth and jobs, generating more than 77 percent of employment in the United States and 68 percent of GDP. Services are a major component of the manufacturing and agricultural sectors, and they boost the competitiveness of those sectors.

In NE-2, services accounted for 81 percent of all jobs in 2018. The top services sector for employment was educational services, and health care and social assistance, which alone employed 83,900 NE-2 workers.



NE-2 Services Industries Employ **282,700** Workers

NE-2 Jobs by Sector and Services Subsector, 2018

Agriculture, Forestry, & Mining	2,410
Construction	23,800
Manufacturing	27,400
Public Administration	10,500
Total Services	282,700
<i>Wholesale Trade</i>	9,420
<i>Retail Trade</i>	40,000
<i>Transportation, Warehousing, & Utilities</i>	18,700
<i>Information</i>	8,040
<i>Finance, Insurance, & Real Estate</i>	36,700
<i>Professional, Scientific, & Management</i>	42,000
<i>Education, Health Care, & Social Assistance</i>	83,900
<i>Arts, Entertainment, Accommodation, & Food</i>	29,100
<i>Other Services</i>	14,900