

Nebraska's 1ST DISTRICT

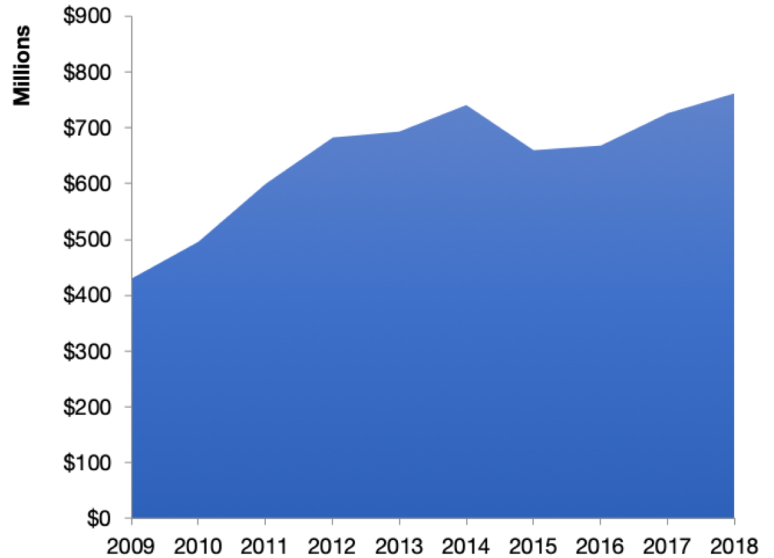
U.S. Services Supply the World

NE-1 has seen a rise in overall services exports since 2009, boosting state economic growth and jobs, and contributing to the overall U.S. services trade surplus of \$260 billion in 2018.

The U.S. services industries are the most competitive and innovative in the world. They provide new economic opportunities and contribute to the successful production of manufacturing and agriculture in the United States and abroad.

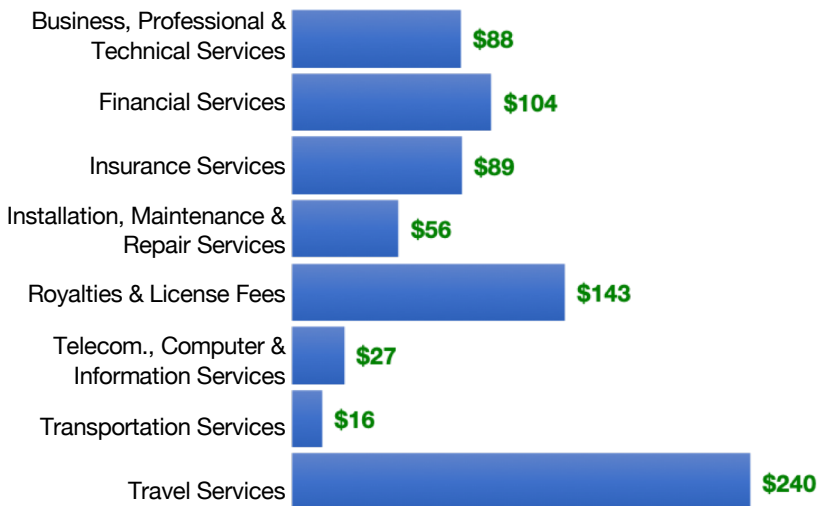
2009	2018
\$430 million	\$762 million

NE-1 Services Exports



NE-1 Services Exports Support 5,500 Jobs

NE-1 Services Exports by Sector, 2018 (\$ millions)



NE-1 Services Exports to Select Countries, 2018

- To China:** \$75 million in services exports supporting 660 jobs
- To Canada:** \$53 million in services exports supporting 380 jobs
- To Mexico:** \$28 million in services exports supporting 220 jobs
- To Korea:** \$23 million in services exports supporting 180 jobs
- To Japan:** \$44 million in services exports supporting 290 jobs
- To EU:** \$139 million in services exports supporting 890 jobs
- To UK:** \$66 million in services exports supporting 440 jobs

* Sources: National data from the U.S. Bureau of Economic Analysis, state export and jobs data from The Trade Partnership. Copyright 2020. The Coalition of Services Industries. All rights reserved.

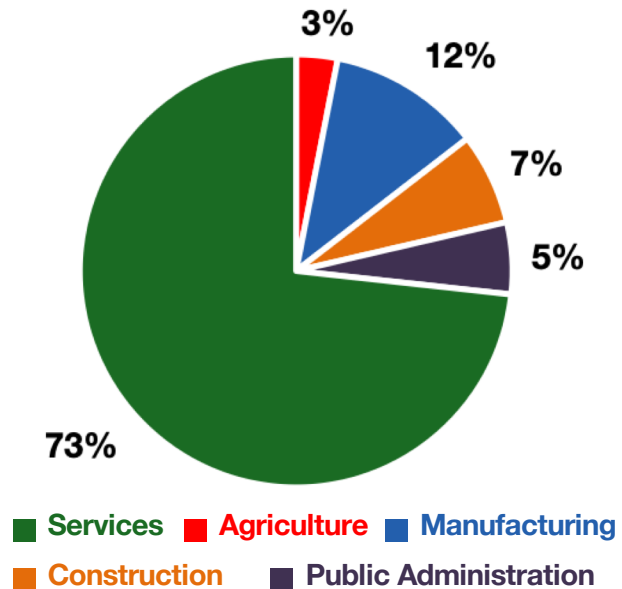
For more information on all fifty states, please visit servicescoalition.org/exports or contact admin@uscsi.org

Nebraska's 1ST DISTRICT

Services Fuel U.S. Jobs and Growth

Services fuel America's economic growth and jobs, generating more than 77 percent of employment in the United States and 68 percent of GDP. Services are a major component of the manufacturing and agricultural sectors, and they boost the competitiveness of those sectors.

In NE-1, services accounted for 73 percent of all jobs in 2018. The top services sector for employment was educational services, and health care and social assistance, which alone employed 84,300 NE-1 workers.



NE-1 Services Industries Employ **247,600** Workers

NE-1 Jobs by Sector and Services Subsector, 2018

Agriculture, Forestry, & Mining	10,500
Construction	23,100
Manufacturing	38,600
Public Administration	18,100
Total Services	247,600
<i>Wholesale Trade</i>	8,920
<i>Retail Trade</i>	37,000
<i>Transportation, Warehousing, & Utilities</i>	17,300
<i>Information</i>	6,000
<i>Finance, Insurance, & Real Estate</i>	23,700
<i>Professional, Scientific, & Management</i>	29,200
<i>Education, Health Care, & Social Assistance</i>	84,300
<i>Arts, Entertainment, Accommodation, & Food</i>	26,300
<i>Other Services</i>	14,900