

North Dakota's At-Large DISTRICT

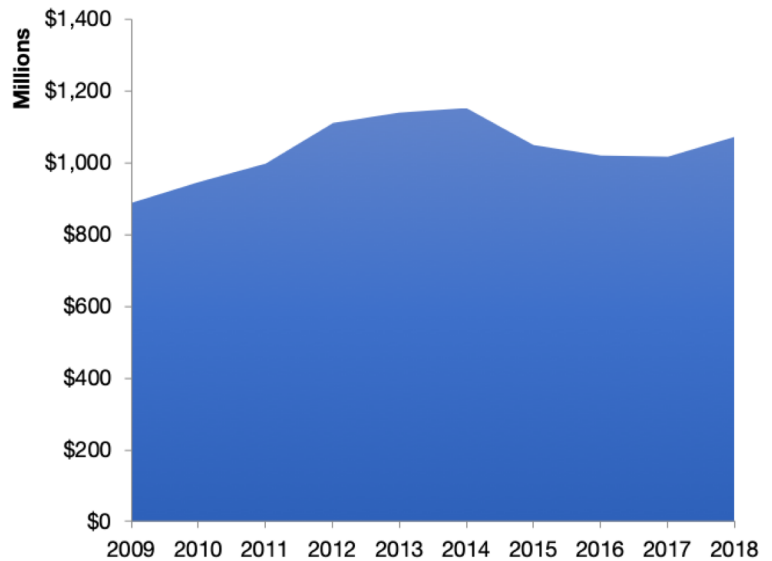
U.S. Services Supply the World

ND-AL has seen a rise in overall services exports since 2009, boosting state economic growth and jobs, and contributing to the overall U.S. services trade surplus of \$260 billion in 2018.

The U.S. services industries are the most competitive and innovative in the world. They provide new economic opportunities and contribute to the successful production of manufacturing and agriculture in the United States and abroad.

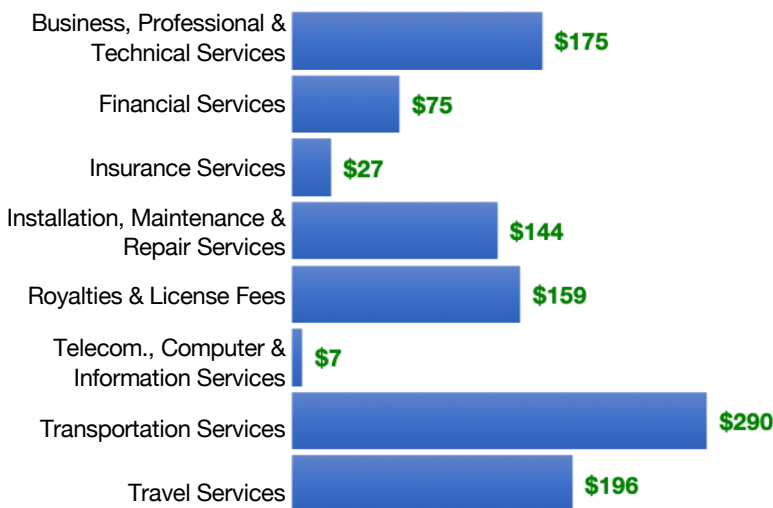
2009	2018
\$887 million	\$1.1 billion

ND-AL Services Exports



ND-AL Services Exports Support 6,660 Jobs

ND-AL Services Exports by Sector, 2018 (\$ millions)



ND-AL Services Exports to Select Countries, 2018

- To China:** \$70 million in services exports supporting 500 jobs
- To Canada:** \$291 million in services exports supporting 1,550 jobs
- To Mexico:** \$33 million in services exports supporting 240 jobs
- To Korea:** \$35 million in services exports supporting 220 jobs
- To Japan:** \$50 million in services exports supporting 310 jobs
- To EU:** \$163 million in services exports supporting 990 jobs
- To UK:** \$62 million in services exports supporting 420 jobs

* Sources: National data from the U.S. Bureau of Economic Analysis, state export and jobs data from The Trade Partnership. Copyright 2020. The Coalition of Services Industries. All rights reserved.

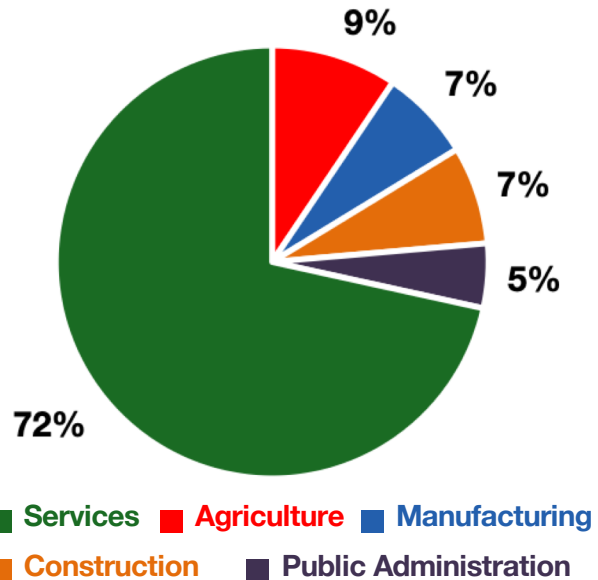
For more information on all fifty states, please visit servicescoalition.org/exports or contact admin@uscsi.org

North Dakota's At-Large DISTRICT

Services Fuel U.S. Jobs and Growth

Services fuel America's economic growth and jobs, generating more than 77 percent of employment in the United States and 68 percent of GDP. Services are a major component of the manufacturing and agricultural sectors, and they boost the competitiveness of those sectors.

In ND-AL, services accounted for 72 percent of all jobs in 2018. The top services sector for employment was educational services, and health care and social assistance, which alone employed 100,700 ND-AL workers.



ND-AL Services Industries Employ **286,800** Workers

ND-AL Jobs by Sector and Services Subsector, 2018

Agriculture, Forestry, & Mining	37,800
Construction	29,400
Manufacturing	27,500
Public Administration	19,300
Total Services	286,800
<i>Wholesale Trade</i>	14,300
<i>Retail Trade</i>	44,900
<i>Transportation, Warehousing, & Utilities</i>	22,700
<i>Information</i>	5,330
<i>Finance, Insurance, & Real Estate</i>	22,800
<i>Professional, Scientific, & Management</i>	27,000
<i>Education, Health Care, & Social Assistance</i>	100,700
<i>Arts, Entertainment, Accommodation, & Food</i>	32,000
<i>Other Services</i>	17,100