

North Carolina's 1ST DISTRICT

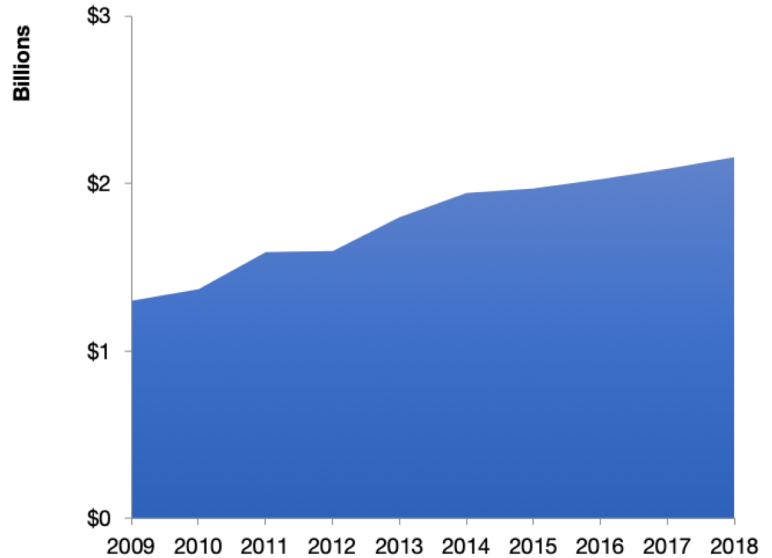
U.S. Services Supply the World

NC-1 has seen a rise in overall services exports since 2009, boosting state economic growth and jobs, and contributing to the overall U.S. services trade surplus of \$260 billion in 2018.

The U.S. services industries are the most competitive and innovative in the world. They provide new economic opportunities and contribute to the successful production of manufacturing and agriculture in the United States and abroad.

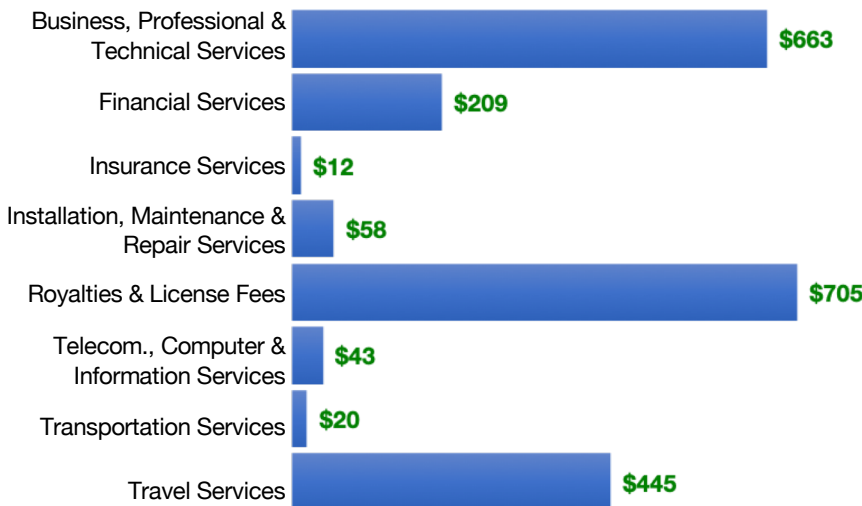
2009	2018
\$1.3 billion	\$2.2 billion

NC-1 Services Exports



NC-1 Services Exports Support 13,700 Jobs

NC-1 Services Exports by Sector, 2018 (\$ millions)



NC-1 Services Exports to Select Countries, 2018

- To China:** \$175 million in services exports supporting 1,630 jobs
- To Canada:** \$103 million in services exports supporting 710 jobs
- To Mexico:** \$58 million in services exports supporting 440 jobs
- To Korea:** \$65 million in services exports supporting 450 jobs
- To Japan:** \$100 million in services exports supporting 570 jobs
- To EU:** \$593 million in services exports supporting 3,080 jobs
- To UK:** \$124 million in services exports supporting 790 jobs

* Sources: National data from the U.S. Bureau of Economic Analysis, state export and jobs data from The Trade Partnership. Copyright 2020. The Coalition of Services Industries. All rights reserved.

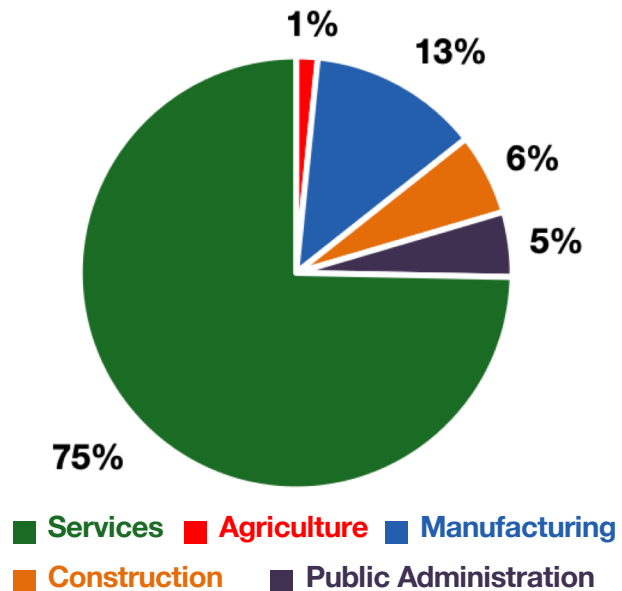
For more information on all fifty states, please visit servicescoalition.org/exports or contact admin@uscsi.org

North Carolina's 1ST DISTRICT

Services Fuel U.S. Jobs and Growth

Services fuel America's economic growth and jobs, generating more than 77 percent of employment in the United States and 68 percent of GDP. Services are a major component of the manufacturing and agricultural sectors, and they boost the competitiveness of those sectors.

In NC-1, services accounted for 75 percent of all jobs in 2018. The top services sector for employment was educational services, and health care and social assistance, which alone employed 95,800 NC-1 workers.



NC-1 Services Industries Employ **249,700** Workers

NC-1 Jobs by Sector and Services Subsector, 2018

Agriculture, Forestry, & Mining	5,370
Construction	20,300
Manufacturing	42,600
Public Administration	16,200
Total Services	249,700
<i>Wholesale Trade</i>	7,090
<i>Retail Trade</i>	35,000
<i>Transportation, Warehousing, & Utilities</i>	12,700
<i>Information</i>	5,110
<i>Finance, Insurance, & Real Estate</i>	15,000
<i>Professional, Scientific, & Management</i>	31,400
<i>Education, Health Care, & Social Assistance</i>	95,800
<i>Arts, Entertainment, Accommodation, & Food</i>	31,000
<i>Other Services</i>	16,600