

## Mississippi's 1<sup>ST</sup> DISTRICT

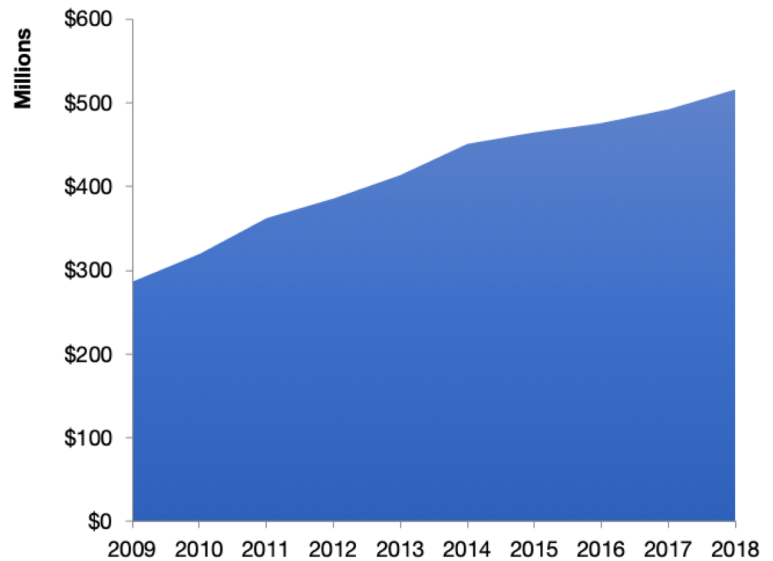
### U.S. Services Supply the World

MS-1 has seen a rise in overall services exports since 2009, boosting state economic growth and jobs, and contributing to the overall U.S. services trade surplus of \$260 billion in 2018.

The U.S. services industries are the most competitive and innovative in the world. They provide new economic opportunities and contribute to the successful production of manufacturing and agriculture in the United States and abroad.

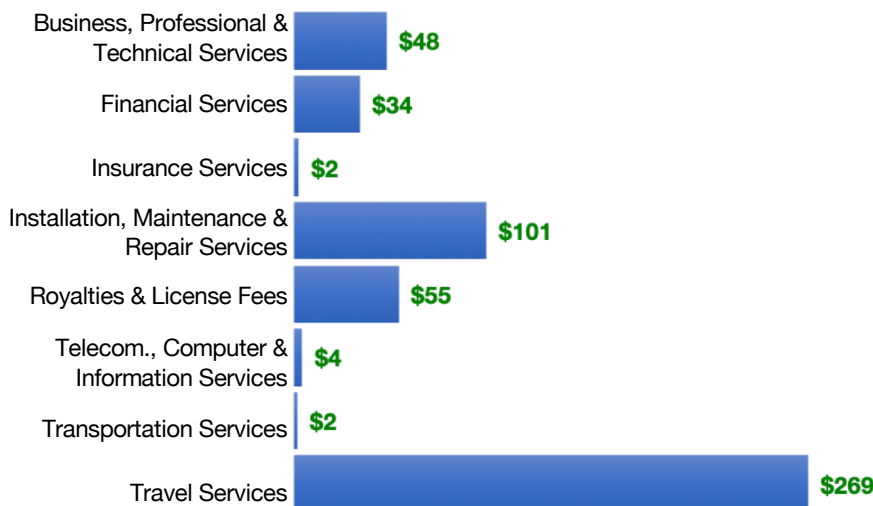
2009	2018
<b>\$286 million</b>	<b>\$515 million</b>

### MS-1 Services Exports



### MS-1 Services Exports Support 4,230 Jobs

#### MS-1 Services Exports by Sector, 2018 (\$ millions)



#### MS-1 Services Exports to Select Countries, 2018

- To China:** \$48 million in services exports supporting 420 jobs
- To Canada:** \$41 million in services exports supporting 350 jobs
- To Mexico:** \$32 million in services exports supporting 290 jobs
- To Korea:** \$19 million in services exports supporting 160 jobs
- To Japan:** \$27 million in services exports supporting 220 jobs
- To EU:** \$91 million in services exports supporting 710 jobs
- To UK:** \$39 million in services exports supporting 310 jobs

\* Sources: National data from the U.S. Bureau of Economic Analysis, state export and jobs data from The Trade Partnership. Copyright 2020. The Coalition of Services Industries. All rights reserved.

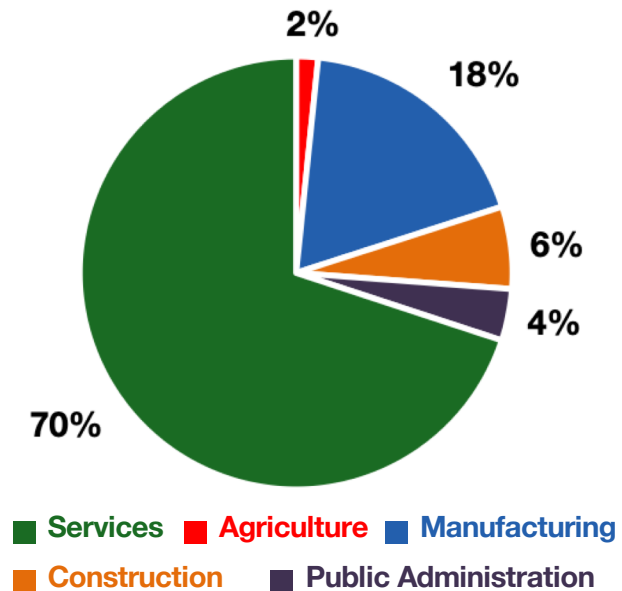
For more information on all fifty states, please visit [servicescoalition.org/exports](https://servicescoalition.org/exports) or contact [admin@uscsi.org](mailto:admin@uscsi.org)

## Mississippi's 1<sup>ST</sup> DISTRICT

### Services Fuel U.S. Jobs and Growth

Services fuel America's economic growth and jobs, generating more than 77 percent of employment in the United States and 68 percent of GDP. Services are a major component of the manufacturing and agricultural sectors, and they boost the competitiveness of those sectors.

In MS-1, services accounted for 70 percent of all jobs in 2018. The top services sector for employment was educational services, and health care and social assistance, which alone employed 75,500 MS-1 workers.



MS-1 Services Industries Employ **229,900** Workers

### MS-1 Jobs by Sector and Services Subsector, 2018

Agriculture, Forestry, & Mining	5,380
Construction	20,200
Manufacturing	60,500
Public Administration	12,700
<b>Total Services</b>	<b>229,900</b>
<i>Wholesale Trade</i>	9,100
<i>Retail Trade</i>	39,800
<i>Transportation, Warehousing, &amp; Utilities</i>	25,700
<i>Information</i>	3,840
<i>Finance, Insurance, &amp; Real Estate</i>	14,500
<i>Professional, Scientific, &amp; Management</i>	20,800
<i>Education, Health Care, &amp; Social Assistance</i>	75,500
<i>Arts, Entertainment, Accommodation, &amp; Food</i>	25,900
<i>Other Services</i>	14,800