

Minnesota's 3RD DISTRICT

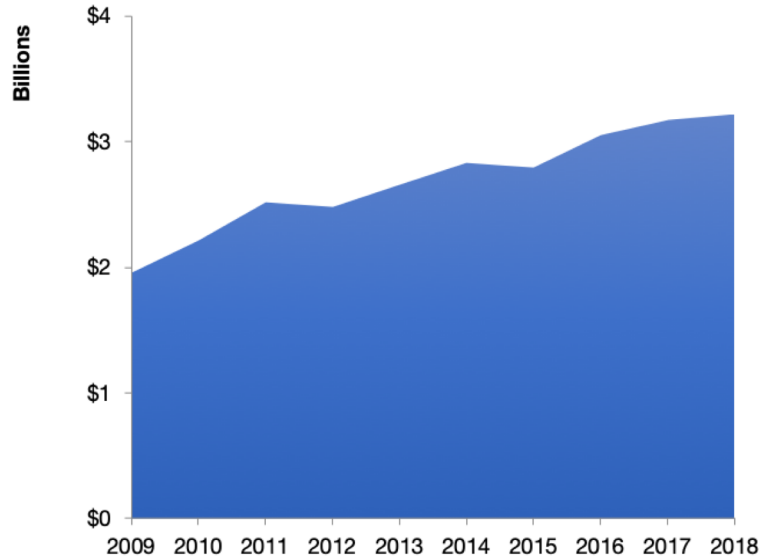
U.S. Services Supply the World

MN-3 has seen a rise in overall services exports since 2009, boosting state economic growth and jobs, and contributing to the overall U.S. services trade surplus of \$260 billion in 2018.

The U.S. services industries are the most competitive and innovative in the world. They provide new economic opportunities and contribute to the successful production of manufacturing and agriculture in the United States and abroad.

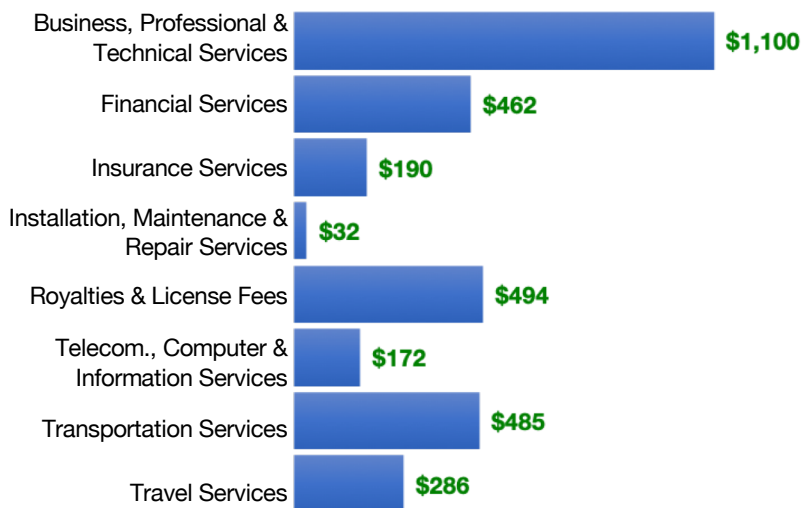
2009	2018
\$2.0 billion	\$3.2 billion

MN-3 Services Exports



MN-3 Services Exports Support 19,900 Jobs

MN-3 Services Exports by Sector, 2018 (\$ millions)



MN-3 Services Exports to Select Countries, 2018

- To China:** \$138 million in services exports supporting 860 jobs
- To Canada:** \$330 million in services exports supporting 2,040 jobs
- To Mexico:** \$107 million in services exports supporting 720 jobs
- To Korea:** \$56 million in services exports supporting 350 jobs
- To Japan:** \$198 million in services exports supporting 1,160 jobs
- To EU:** \$788 million in services exports supporting 4,810 jobs
- To UK:** \$330 million in services exports supporting 2,090 jobs

* Sources: National data from the U.S. Bureau of Economic Analysis, state export and jobs data from The Trade Partnership. Copyright 2020. The Coalition of Services Industries. All rights reserved.

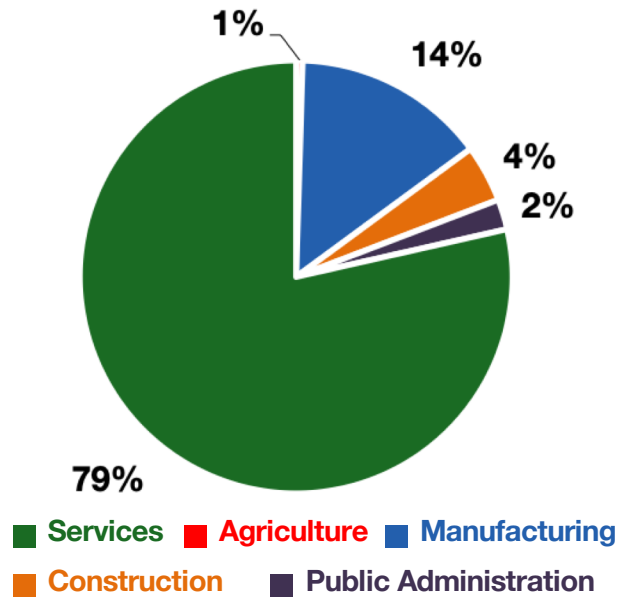
For more information on all fifty states, please visit servicescoalition.org/exports or contact admin@uscsi.org

Minnesota's 3RD DISTRICT

Services Fuel U.S. Jobs and Growth

Services fuel America's economic growth and jobs, generating more than 77 percent of employment in the United States and 68 percent of GDP. Services are a major component of the manufacturing and agricultural sectors, and they boost the competitiveness of those sectors.

In MN-3, services accounted for 79 percent of all jobs in 2018. The top services sector for employment was educational services, and health care and social assistance, which alone employed 83,900 MN-3 workers.



MN-3 Services Industries Employ **305,000** Workers

MN-3 Jobs by Sector and Services Subsector, 2018

Agriculture, Forestry, & Mining	1,880
Construction	16,600
Manufacturing	56,100
Public Administration	8,780
Total Services	305,000
<i>Wholesale Trade</i>	13,500
<i>Retail Trade</i>	44,800
<i>Transportation, Warehousing, & Utilities</i>	14,700
<i>Information</i>	7,310
<i>Finance, Insurance, & Real Estate</i>	42,700
<i>Professional, Scientific, & Management</i>	54,100
<i>Education, Health Care, & Social Assistance</i>	83,900
<i>Arts, Entertainment, Accommodation, & Food</i>	28,000
<i>Other Services</i>	16,000