

## Maryland's 6<sup>TH</sup> DISTRICT

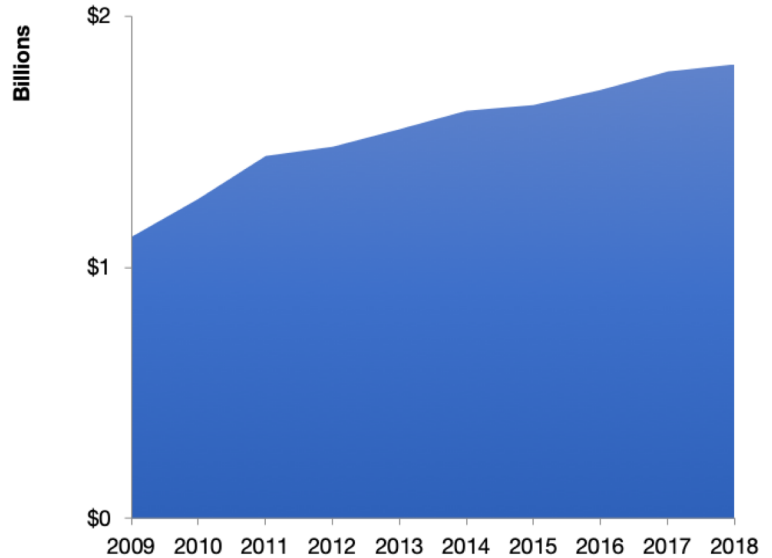
### U.S. Services Supply the World

MD-6 has seen a rise in overall services exports since 2009, boosting state economic growth and jobs, and contributing to the overall U.S. services trade surplus of \$260 billion in 2018.

The U.S. services industries are the most competitive and innovative in the world. They provide new economic opportunities and contribute to the successful production of manufacturing and agriculture in the United States and abroad.

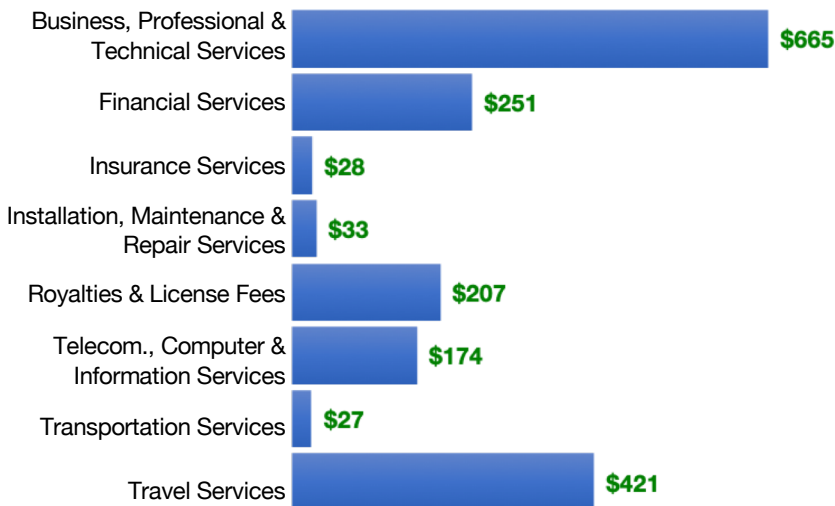
2009	2018
<b>\$1.1 billion</b>	<b>\$1.8 billion</b>

### MD-6 Services Exports



### MD-6 Services Exports Support **11,700** Jobs

#### MD-6 Services Exports by Sector, 2018 (\$ millions)



#### MD-6 Services Exports to Select Countries, 2018

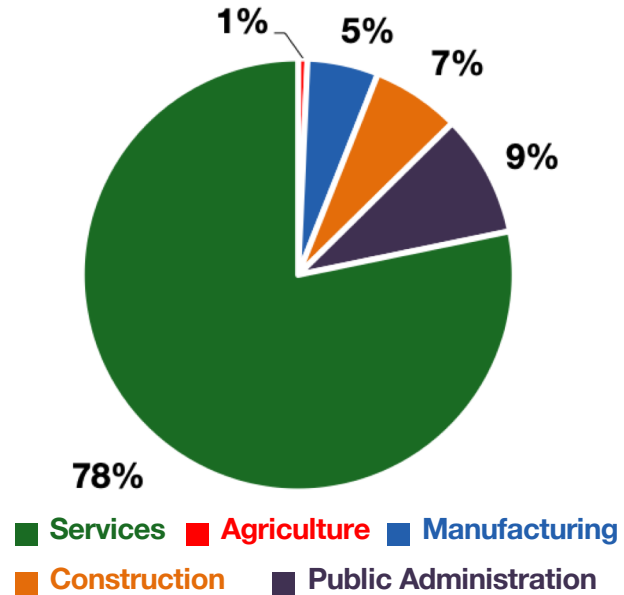
- To China:** \$88 million in services exports supporting **660 jobs**
- To Canada:** \$121 million in services exports supporting **890 jobs**
- To Mexico:** \$71 million in services exports supporting **570 jobs**
- To Korea:** \$40 million in services exports supporting **280 jobs**
- To Japan:** \$93 million in services exports supporting **600 jobs**
- To EU:** \$466 million in services exports supporting **2,780 jobs**
- To UK:** \$150 million in services exports supporting **1,030 jobs**

## Maryland's 6<sup>TH</sup> DISTRICT

### Services Fuel U.S. Jobs and Growth

Services fuel America's economic growth and jobs, generating more than 77 percent of employment in the United States and 68 percent of GDP. Services are a major component of the manufacturing and agricultural sectors, and they boost the competitiveness of those sectors.

In MD-6, services accounted for 78 percent of all jobs in 2018. The top services sector for employment was educational services, and health care and social assistance, which alone employed 82,300 MD-6 workers.



MD-6 Services Industries Employ **300,400** Workers

### MD-6 Jobs by Sector and Services Subsector, 2018

Agriculture, Forestry, & Mining	2,670
Construction	25,400
Manufacturing	20,400
Public Administration	35,000
<b>Total Services</b>	<b>300,400</b>
<i>Wholesale Trade</i>	6,540
<i>Retail Trade</i>	36,900
<i>Transportation, Warehousing, &amp; Utilities</i>	15,200
<i>Information</i>	9,350
<i>Finance, Insurance, &amp; Real Estate</i>	25,400
<i>Professional, Scientific, &amp; Management</i>	70,100
<i>Education, Health Care, &amp; Social Assistance</i>	82,300
<i>Arts, Entertainment, Accommodation, &amp; Food</i>	33,300
<i>Other Services</i>	21,300