

Massachusetts' 1ST DISTRICT

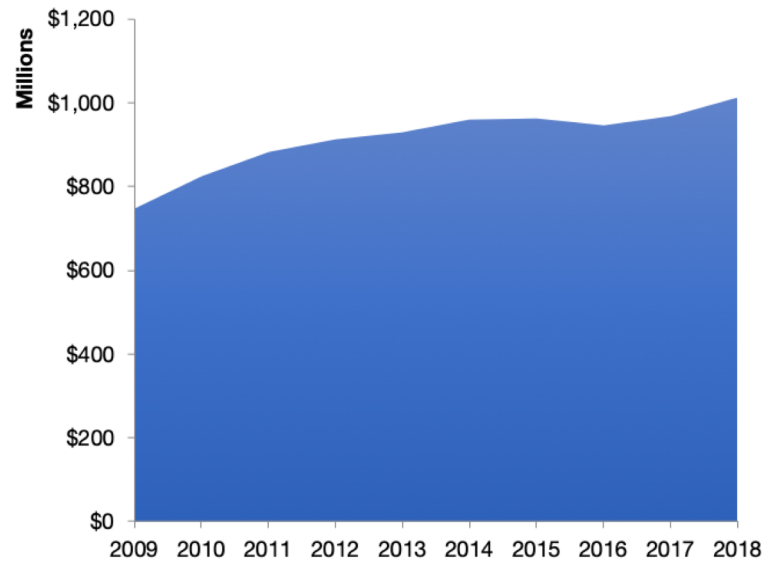
U.S. Services Supply the World

MA-1 has seen a rise in overall services exports since 2009, boosting state economic growth and jobs, and contributing to the overall U.S. services trade surplus of \$260 billion in 2018.

The U.S. services industries are the most competitive and innovative in the world. They provide new economic opportunities and contribute to the successful production of manufacturing and agriculture in the United States and abroad.

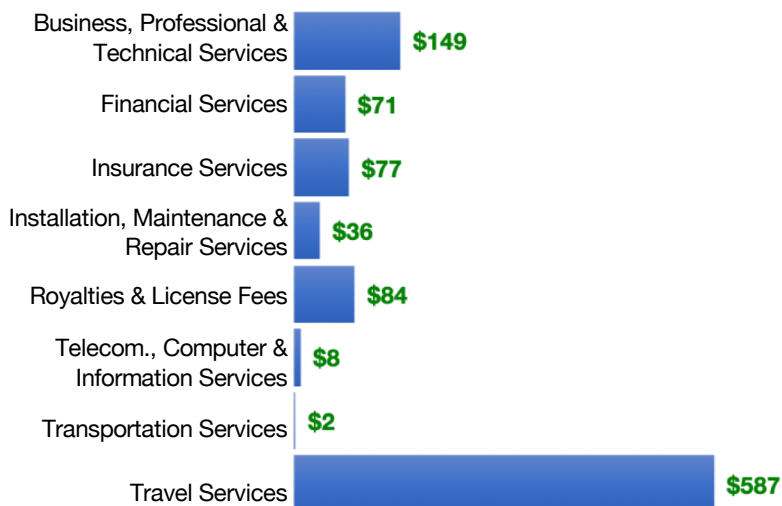
2009	2018
\$748 million	\$1.0 billion

MA-1 Services Exports



MA-1 Services Exports Support 8,180 Jobs

MA-1 Services Exports by Sector, 2018 (\$ millions)



MA-1 Services Exports to Select Countries, 2018

- To China:** \$93 million in services exports supporting 770 jobs
- To Canada:** \$89 million in services exports supporting 750 jobs
- To Mexico:** \$66 million in services exports supporting 590 jobs
- To Korea:** \$33 million in services exports supporting 280 jobs
- To Japan:** \$60 million in services exports supporting 470 jobs
- To EU:** \$170 million in services exports supporting 1,330 jobs
- To UK:** \$87 million in services exports supporting 680 jobs

* Sources: National data from the U.S. Bureau of Economic Analysis, state export and jobs data from The Trade Partnership.
Copyright 2020. The Coalition of Services Industries. All rights reserved.

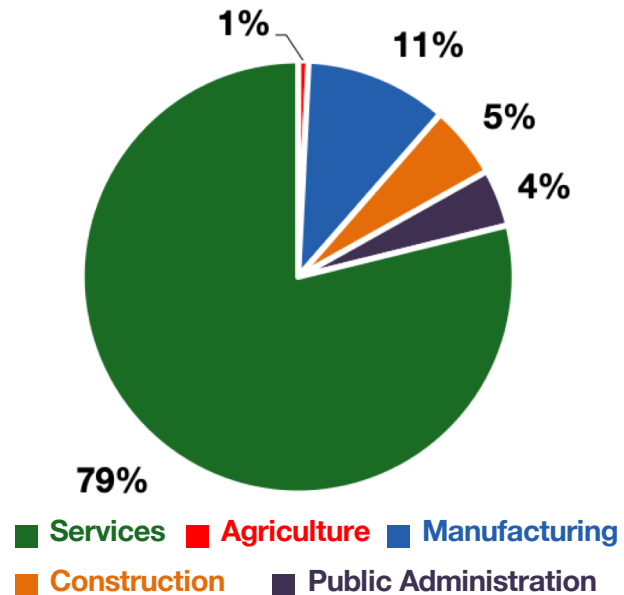
For more information on all fifty states, please visit servicescoalition.org/exports or contact admin@uscsi.org

Massachusetts' 1ST DISTRICT

Services Fuel U.S. Jobs and Growth

Services fuel America's economic growth and jobs, generating more than 77 percent of employment in the United States and 68 percent of GDP. Services are a major component of the manufacturing and agricultural sectors, and they boost the competitiveness of those sectors.

In MA-1, services accounted for 79 percent of all jobs in 2018. The top services sector for employment was educational services, and health care and social assistance, which alone employed 106,800 MA-1 workers.



MA-1 Services Industries Employ **277,100** Workers

MA-1 Jobs by Sector and Services Subsector, 2018

Agriculture, Forestry, & Mining	2,750
Construction	19,100
Manufacturing	37,400
Public Administration	15,000
Total Services	277,100
<i>Wholesale Trade</i>	8,250
<i>Retail Trade</i>	40,900
<i>Transportation, Warehousing, & Utilities</i>	16,300
<i>Information</i>	5,950
<i>Finance, Insurance, & Real Estate</i>	22,900
<i>Professional, Scientific, & Management</i>	28,800
<i>Education, Health Care, & Social Assistance</i>	106,800
<i>Arts, Entertainment, Accommodation, & Food</i>	32,100
<i>Other Services</i>	15,200