

Kentucky's 1ST DISTRICT

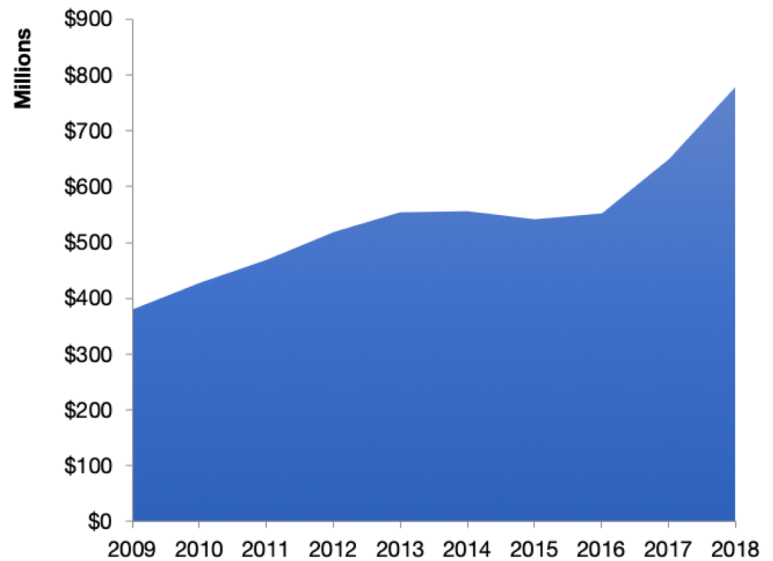
U.S. Services Supply the World

KY-1 has seen a rise in overall services exports since 2009, boosting state economic growth and jobs, and contributing to the overall U.S. services trade surplus of \$260 billion in 2018.

The U.S. services industries are the most competitive and innovative in the world. They provide new economic opportunities and contribute to the successful production of manufacturing and agriculture in the United States and abroad.

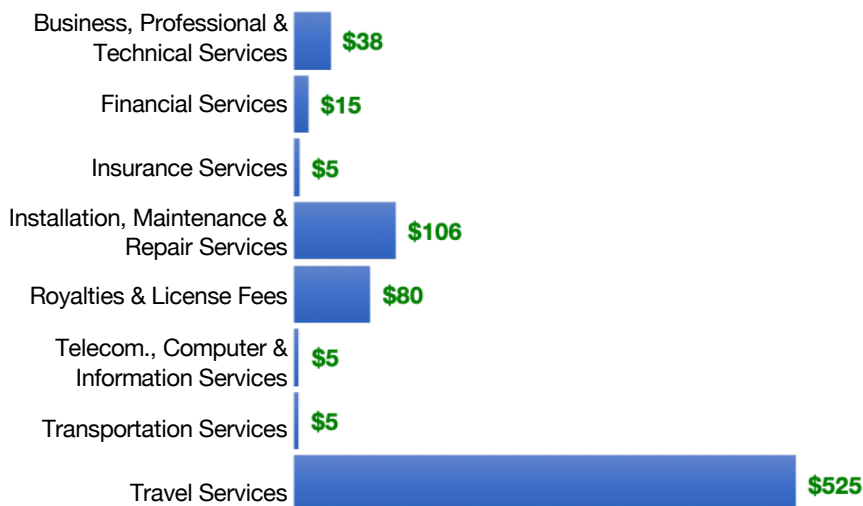
2009	2018
\$381 million	\$779 million

KY-1 Services Exports



KY-1 Services Exports Support 5,420 Jobs

KY-1 Services Exports by Sector, 2018 (\$ millions)



KY-1 Services Exports to Select Countries, 2018

- To China:** \$135 million in services exports supporting 820 jobs
- To Canada:** \$46 million in services exports supporting 370 jobs
- To Mexico:** \$36 million in services exports supporting 300 jobs
- To Korea:** \$32 million in services exports supporting 220 jobs
- To Japan:** \$32 million in services exports supporting 240 jobs
- To EU:** \$111 million in services exports supporting 800 jobs
- To UK:** \$41 million in services exports supporting 320 jobs

* Sources: National data from the U.S. Bureau of Economic Analysis, state export and jobs data from The Trade Partnership. Copyright 2020. The Coalition of Services Industries. All rights reserved.

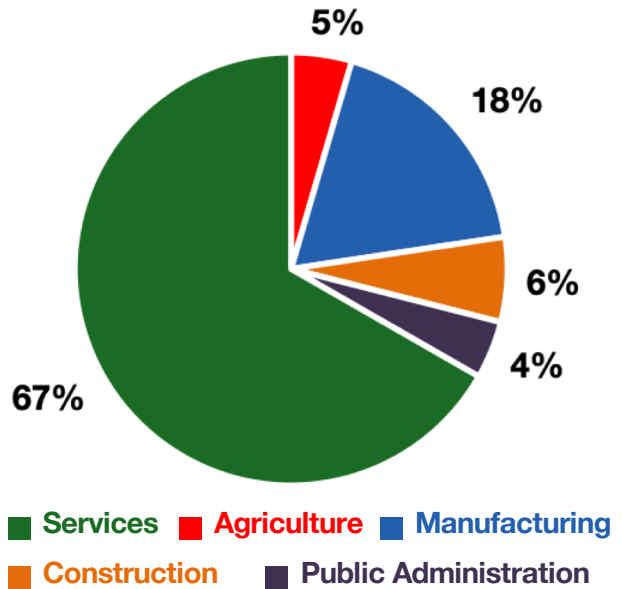
For more information on all fifty states, please visit servicescoalition.org/exports or contact admin@uscsi.org

Kentucky's 1ST DISTRICT

Services Fuel U.S. Jobs and Growth

Services fuel America's economic growth and jobs, generating more than 77 percent of employment in the United States and 68 percent of GDP. Services are a major component of the manufacturing and agricultural sectors, and they boost the competitiveness of those sectors.

In KY-1, services accounted for 67 percent of all jobs in 2018. The top services sector for employment was educational services, and health care and social assistance, which alone employed 68,300 KY-1 workers.



KY-1 Services Industries Employ **193,500** Workers

KY-1 Jobs by Sector and Services Subsector, 2018

Agriculture, Forestry, & Mining	13,100
Construction	18,400
Manufacturing	52,500
Public Administration	12,600
Total Services	193,500
<i>Wholesale Trade</i>	5,970
<i>Retail Trade</i>	34,900
<i>Transportation, Warehousing, & Utilities</i>	16,400
<i>Information</i>	3,210
<i>Finance, Insurance, & Real Estate</i>	10,100
<i>Professional, Scientific, & Management</i>	18,200
<i>Education, Health Care, & Social Assistance</i>	68,300
<i>Arts, Entertainment, Accommodation, & Food</i>	21,900
<i>Other Services</i>	14,500