

Indiana's 3RD DISTRICT

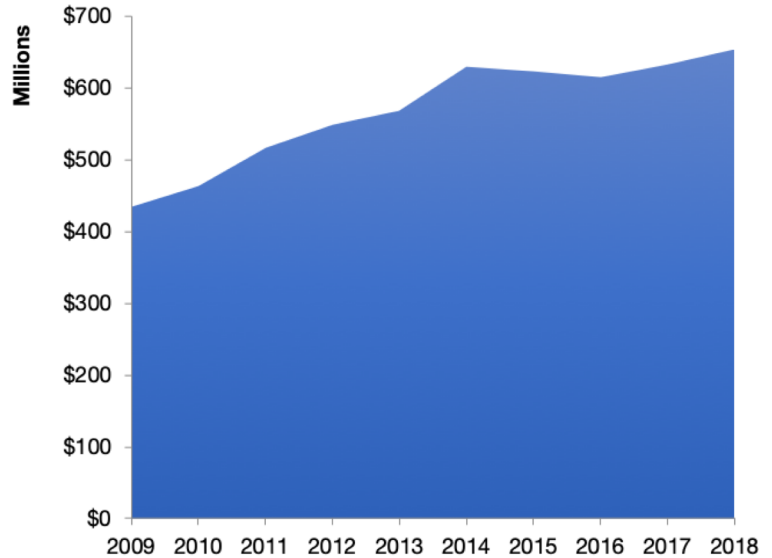
U.S. Services Supply the World

IN-3 has seen a rise in overall services exports since 2009, boosting state economic growth and jobs, and contributing to the overall U.S. services trade surplus of \$260 billion in 2018.

The U.S. services industries are the most competitive and innovative in the world. They provide new economic opportunities and contribute to the successful production of manufacturing and agriculture in the United States and abroad.

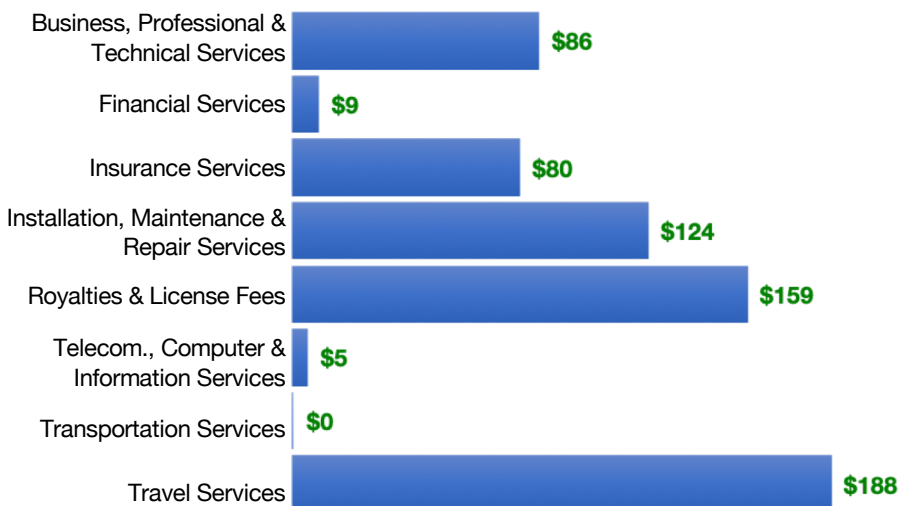
2009	2018
\$435 million	\$653 million

IN-3 Services Exports



IN-3 Services Exports Support 4,430 Jobs

IN-3 Services Exports by Sector, 2018 (\$ millions)



IN-3 Services Exports to Select Countries, 2018

- To China:** \$53 million in services exports supporting 360 jobs
- To Canada:** \$46 million in services exports supporting 340 jobs
- To Mexico:** \$28 million in services exports supporting 230 jobs
- To Korea:** \$22 million in services exports supporting 150 jobs
- To Japan:** \$41 million in services exports supporting 280 jobs
- To EU:** \$133 million in services exports supporting 840 jobs
- To UK:** \$51 million in services exports supporting 360 jobs

* Sources: National data from the U.S. Bureau of Economic Analysis, state export and jobs data from The Trade Partnership. Copyright 2020. The Coalition of Services Industries. All rights reserved.

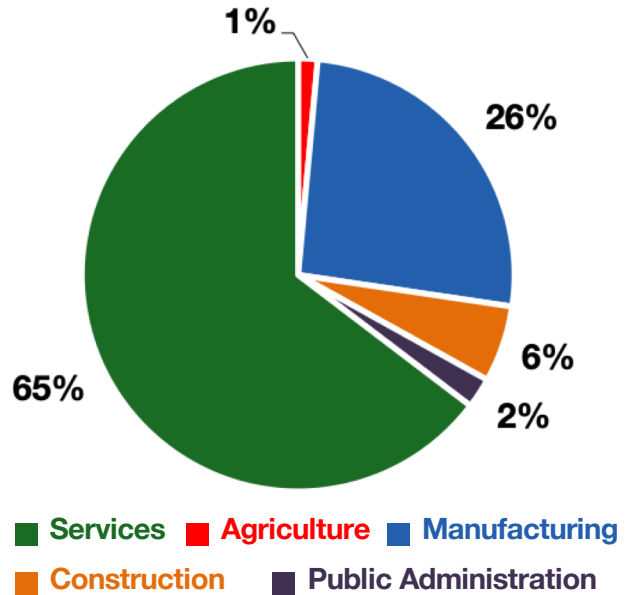
For more information on all fifty states, please visit servicescoalition.org/exports or contact admin@uscsi.org

Indiana's 3RD DISTRICT

Services Fuel U.S. Jobs and Growth

Services fuel America's economic growth and jobs, generating more than 77 percent of employment in the United States and 68 percent of GDP. Services are a major component of the manufacturing and agricultural sectors, and they boost the competitiveness of those sectors.

In IN-3, services accounted for 65 percent of all jobs in 2018. The top services sector for employment was education, health care, & social assistance, which alone employed 72,900 IN-3 workers.



IN-3 Services Industries Employ **231,200** Workers

IN-3 Jobs by Sector and Services Subsector, 2018

Agriculture, Forestry, & Mining	5,190
Construction	20,500
Manufacturing	92,600
Public Administration	8,140
Total Services	231,200
<i>Wholesale Trade</i>	9,950
<i>Retail Trade</i>	38,600
<i>Transportation, Warehousing, & Utilities</i>	15,200
<i>Information</i>	5,970
<i>Finance, Insurance, & Real Estate</i>	18,100
<i>Professional, Scientific, & Management</i>	24,400
<i>Education, Health Care, & Social Assistance</i>	72,900
<i>Arts, Entertainment, Accommodation, & Food</i>	28,400
<i>Other Services</i>	17,600