

Indiana's 2ND DISTRICT

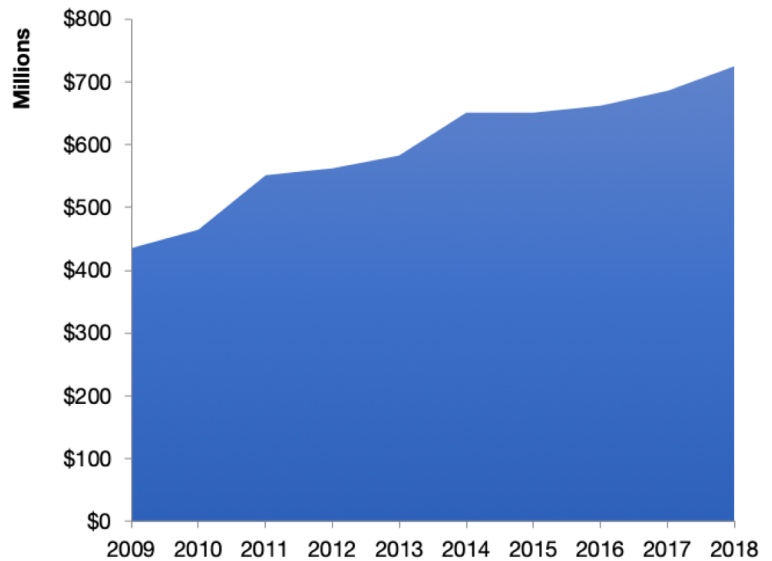
U.S. Services Supply the World

IN-2 has seen a rise in overall services exports since 2009, boosting state economic growth and jobs, and contributing to the overall U.S. services trade surplus of \$260 billion in 2018.

The U.S. services industries are the most competitive and innovative in the world. They provide new economic opportunities and contribute to the successful production of manufacturing and agriculture in the United States and abroad.

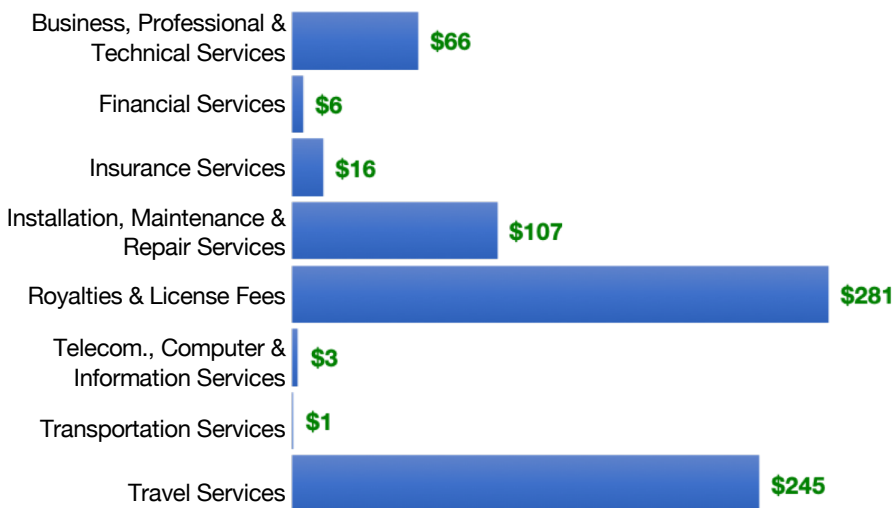
| 2009 | 2018 |
|----------------------|----------------------|
| \$435 million | \$724 million |

IN-2 Services Exports



IN-2 Services Exports Support 5,250 Jobs

IN-2 Services Exports by Sector, 2018 (\$ millions)



IN-2 Services Exports to Select Countries, 2018

- To China:** \$83 million in services exports supporting 750 jobs
- To Canada:** \$41 million in services exports supporting 310 jobs
- To Mexico:** \$28 million in services exports supporting 220 jobs
- To Korea:** \$29 million in services exports supporting 220 jobs
- To Japan:** \$35 million in services exports supporting 230 jobs
- To EU:** \$157 million in services exports supporting 940 jobs
- To UK:** \$41 million in services exports supporting 290 jobs

* Sources: National data from the U.S. Bureau of Economic Analysis, state export and jobs data from The Trade Partnership.
Copyright 2020. The Coalition of Services Industries. All rights reserved.

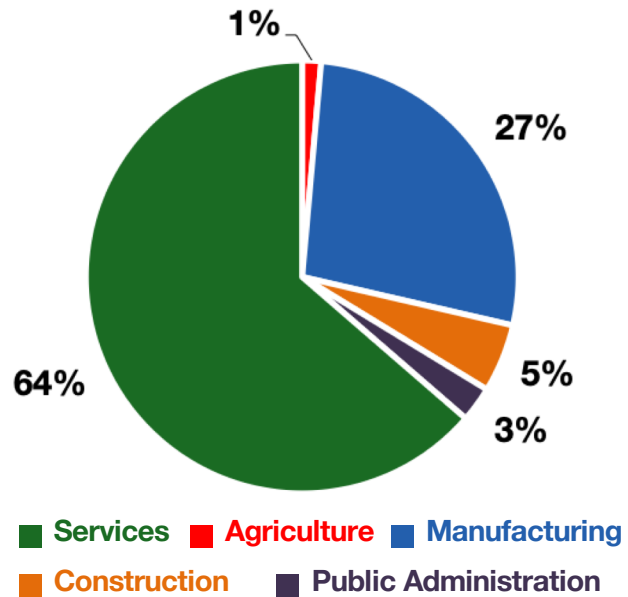
For more information on all fifty states, please visit servicescoalition.org/exports or contact admin@uscsi.org

Indiana's 2ND DISTRICT

Services Fuel U.S. Jobs and Growth

Services fuel America's economic growth and jobs, generating more than 77 percent of employment in the United States and 68 percent of GDP. Services are a major component of the manufacturing and agricultural sectors, and they boost the competitiveness of those sectors.

In IN-2, services accounted for 64 percent of all jobs in 2018. The top services sector for employment was education, healthcare, & social assistance, which alone employed 75,300 IN-2 workers.



IN-2 Services Industries Employ **215,400** Workers

IN-2 Jobs by Sector and Services Subsector, 2018

| | |
|--|----------------|
| Agriculture, Forestry, & Mining | 4,780 |
| Construction | 17,300 |
| Manufacturing | 92,000 |
| Public Administration | 8,930 |
| Total Services | 215,400 |
| <i>Wholesale Trade</i> | 8,430 |
| <i>Retail Trade</i> | 35,900 |
| <i>Transportation, Warehousing, & Utilities</i> | 14,900 |
| <i>Information</i> | 4,400 |
| <i>Finance, Insurance, & Real Estate</i> | 13,100 |
| <i>Professional, Scientific, & Management</i> | 21,500 |
| <i>Education, Health Care, & Social Assistance</i> | 75,300 |
| <i>Arts, Entertainment, Accommodation, & Food</i> | 25,800 |
| <i>Other Services</i> | 16,100 |