

Indiana's 1ST DISTRICT

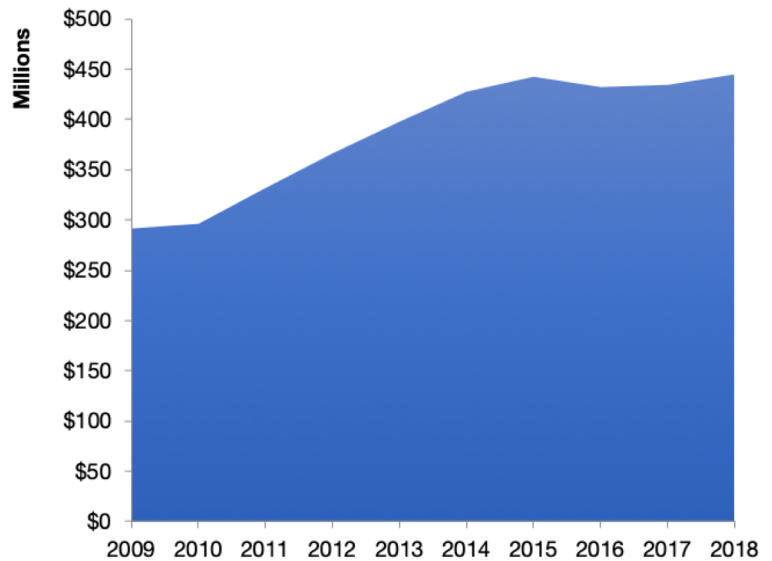
U.S. Services Supply the World

IN-1 has seen a rise in overall services exports since 2009, boosting state economic growth and jobs, and contributing to the overall U.S. services trade surplus of \$260 billion in 2018.

The U.S. services industries are the most competitive and innovative in the world. They provide new economic opportunities and contribute to the successful production of manufacturing and agriculture in the United States and abroad.

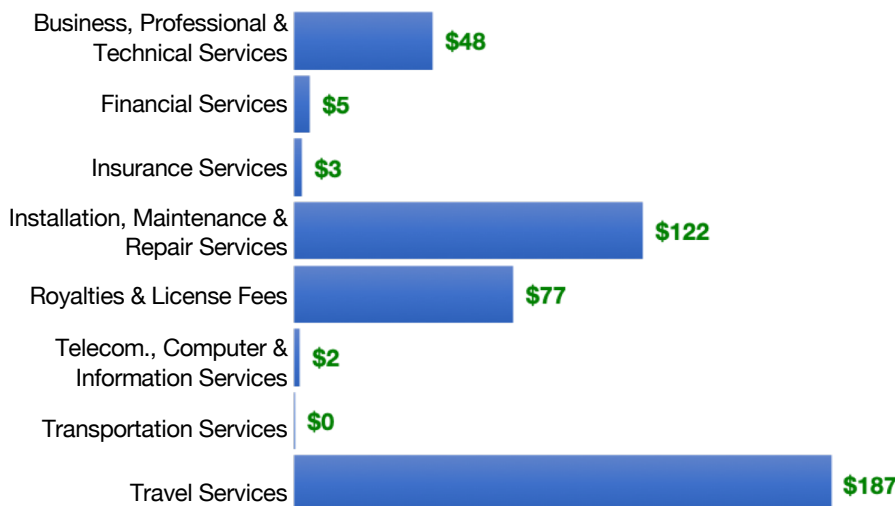
2009	2018
\$291 million	\$445 million

IN-1 Services Exports



IN-1 Services Exports Support 3,420 Jobs

IN-1 Services Exports by Sector, 2018 (\$ millions)



IN-1 Services Exports to Select Countries, 2018

- To China:** \$43 million in services exports supporting 340 jobs
- To Canada:** \$32 million in services exports supporting 260 jobs
- To Mexico:** \$24 million in services exports supporting 200 jobs
- To Korea:** \$16 million in services exports supporting 130 jobs
- To Japan:** \$23 million in services exports supporting 170 jobs
- To EU:** \$85 million in services exports supporting 620 jobs
- To UK:** \$32 million in services exports supporting 250 jobs

* Sources: National data from the U.S. Bureau of Economic Analysis, state export and jobs data from The Trade Partnership.
Copyright 2020. The Coalition of Services Industries. All rights reserved.

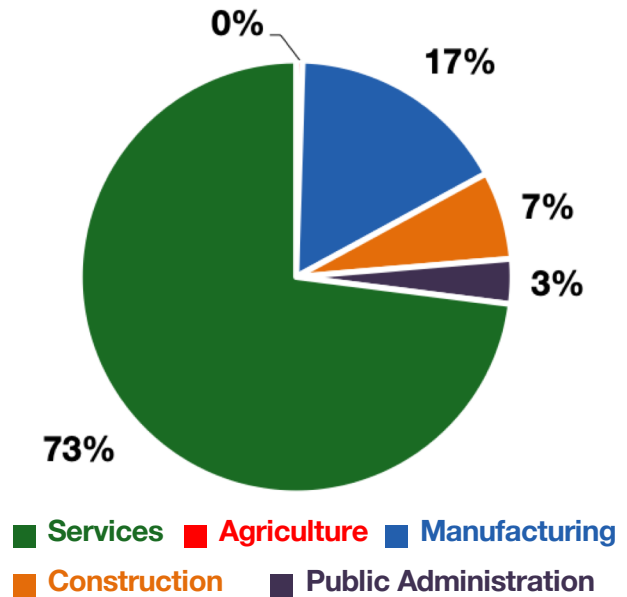
For more information on all fifty states, please visit servicescoalition.org/exports or contact admin@uscsi.org

Indiana's 1ST DISTRICT

Services Fuel U.S. Jobs and Growth

Services fuel America's economic growth and jobs, generating more than 77 percent of employment in the United States and 68 percent of GDP. Services are a major component of the manufacturing and agricultural sectors, and they boost the competitiveness of those sectors.

In IN-1, services accounted for 73 percent of all jobs in 2018. The top services sector for employment was educational services, and health care and social assistance, which alone employed 75,800 IN-1 workers.



IN-1 Services Industries Employ **234,900** Workers

IN-1 Jobs by Sector and Services Subsector, 2018

Agriculture, Forestry, & Mining	1,540
Construction	21,200
Manufacturing	53,400
Public Administration	10,800
Total Services	234,900
<i>Wholesale Trade</i>	7,290
<i>Retail Trade</i>	35,400
<i>Transportation, Warehousing, & Utilities</i>	21,100
<i>Information</i>	4,220
<i>Finance, Insurance, & Real Estate</i>	15,200
<i>Professional, Scientific, & Management</i>	27,800
<i>Education, Health Care, & Social Assistance</i>	75,800
<i>Arts, Entertainment, Accommodation, & Food</i>	32,400
<i>Other Services</i>	15,700