

Illinois' 3RD DISTRICT

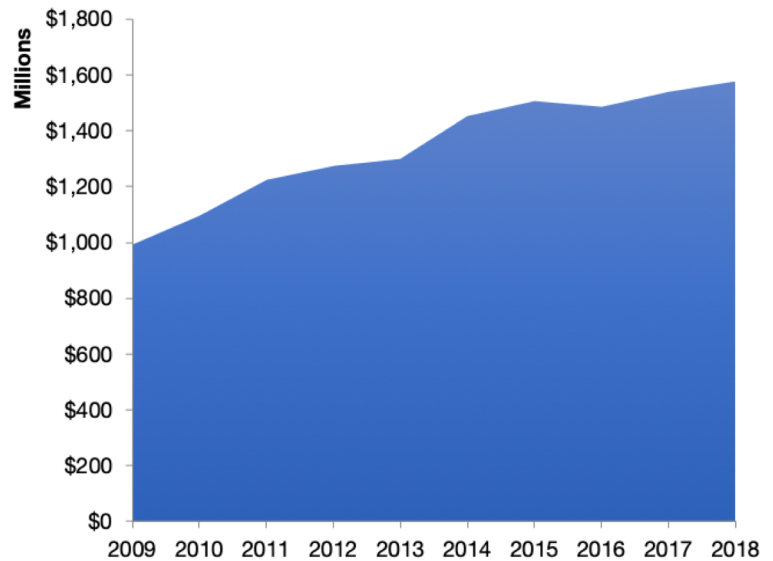
U.S. Services Supply the World

IL-3 has seen a rise in overall services exports since 2009, boosting state economic growth and jobs, and contributing to the overall U.S. services trade surplus of \$260 billion in 2018.

The U.S. services industries are the most competitive and innovative in the world. They provide new economic opportunities and contribute to the successful production of manufacturing and agriculture in the United States and abroad.

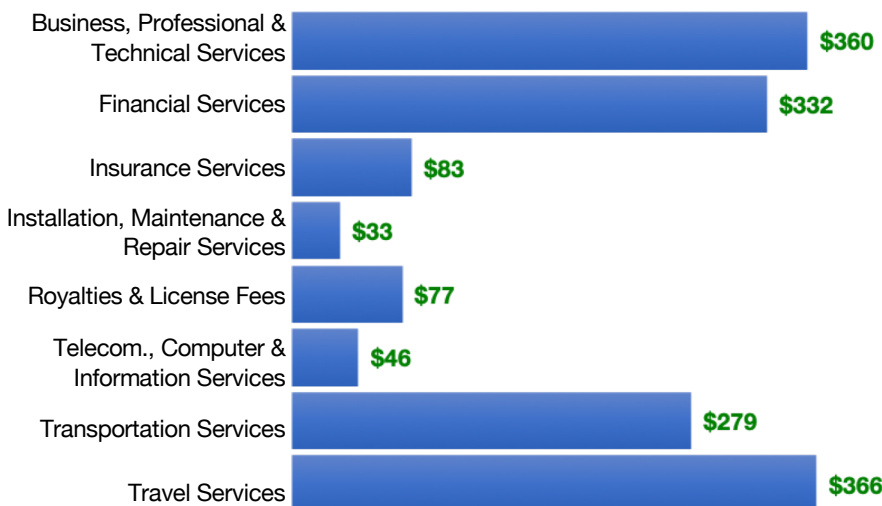
2009	2018
\$993 million	\$1.6 billion

IL-3 Services Exports



IL-3 Services Exports Support 10,500 Jobs

IL-3 Services Exports by Sector, 2018 (\$ millions)



IL-3 Services Exports to Select Countries, 2018

- To China:** \$91 million in services exports supporting 640 jobs
- To Canada:** \$154 million in services exports supporting 1,030 jobs
- To Mexico:** \$78 million in services exports supporting 570 jobs
- To Korea:** \$31 million in services exports supporting 230 jobs
- To Japan:** \$107 million in services exports supporting 660 jobs
- To EU:** \$308 million in services exports supporting 2,040 jobs
- To UK:** \$160 million in services exports supporting 1,040 jobs

* Sources: National data from the U.S. Bureau of Economic Analysis, state export and jobs data from The Trade Partnership.
Copyright 2020. The Coalition of Services Industries. All rights reserved.

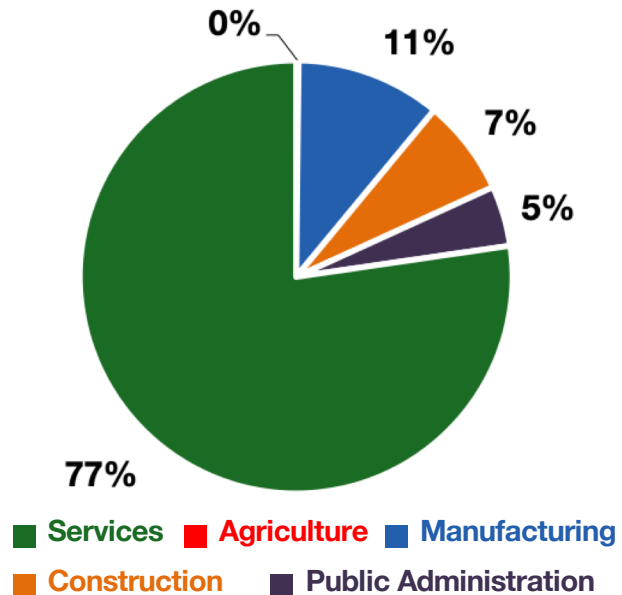
For more information on all fifty states, please visit servicescoalition.org/exports or contact admin@uscsi.org

Illinois' 3RD DISTRICT

Services Fuel U.S. Jobs and Growth

Services fuel America's economic growth and jobs, generating more than 77 percent of employment in the United States and 68 percent of GDP. Services are a major component of the manufacturing and agricultural sectors, and they boost the competitiveness of those sectors.

In IL-3, services accounted for 77 percent of all jobs in 2018. The top services sector for employment was educational services, and health care and social assistance, which alone employed 69,100 IL-3 workers.



IL-3 Services Industries Employ **261,900** Workers

IL-3 Jobs by Sector and Services Subsector, 2018

Agriculture, Forestry, & Mining	620
Construction	24,300
Manufacturing	36,700
Public Administration	15,300
Total Services	261,900
<i>Wholesale Trade</i>	10,900
<i>Retail Trade</i>	36,500
<i>Transportation, Warehousing, & Utilities</i>	28,800
<i>Information</i>	5,840
<i>Finance, Insurance, & Real Estate</i>	23,000
<i>Professional, Scientific, & Management</i>	36,500
<i>Education, Health Care, & Social Assistance</i>	69,100
<i>Arts, Entertainment, Accommodation, & Food</i>	33,800
<i>Other Services</i>	17,600