

Hawaii's 1ST DISTRICT

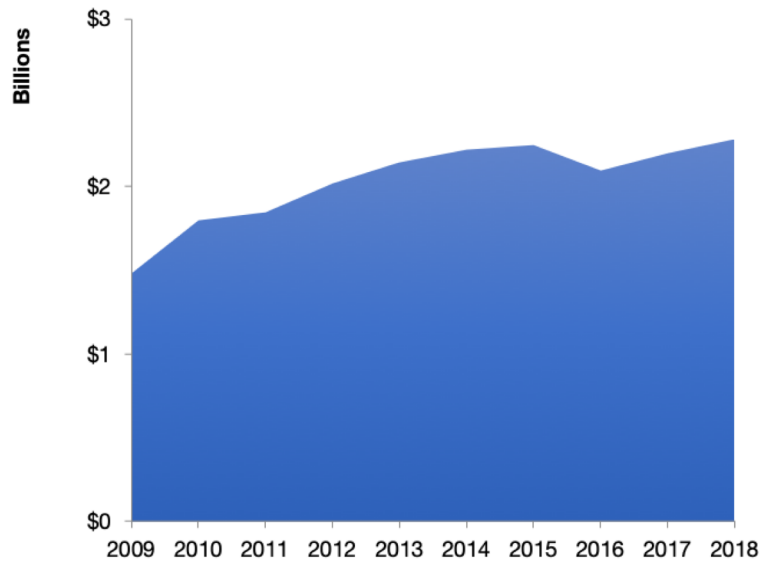
U.S. Services Supply the World

HI-1 has seen a rise in overall services exports since 2009, boosting state economic growth and jobs, and contributing to the overall U.S. services trade surplus of \$260 billion in 2018.

The U.S. services industries are the most competitive and innovative in the world. They provide new economic opportunities and contribute to the successful production of manufacturing and agriculture in the United States and abroad.

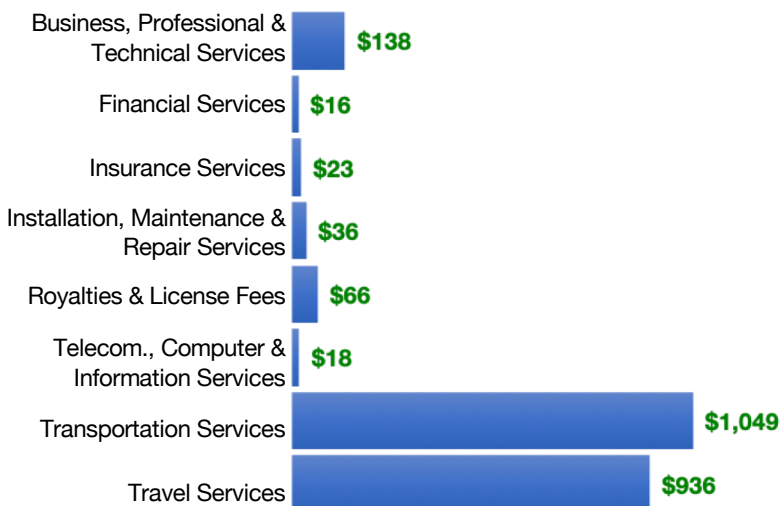
| 2009 | 2018 |
|----------------------|----------------------|
| \$1.5 billion | \$2.3 billion |

HI-1 Services Exports



HI-1 Services Exports Support 15,800 Jobs

HI-1 Services Exports by Sector, 2018 (\$ millions)



HI-1 Services Exports to Select Countries, 2018

- To China:** \$239 million in services exports supporting 1,710 jobs
- To Canada:** \$204 million in services exports supporting 1,440 jobs
- To Mexico:** \$156 million in services exports supporting 1,170 jobs
- To Korea:** \$58 million in services exports supporting 480 jobs
- To Japan:** \$224 million in services exports supporting 1,310 jobs
- To EU:** \$322 million in services exports supporting 2,260 jobs
- To UK:** \$153 million in services exports supporting 1,070 jobs

* Sources: National data from the U.S. Bureau of Economic Analysis, state export and jobs data from The Trade Partnership. Copyright 2020. The Coalition of Services Industries. All rights reserved.

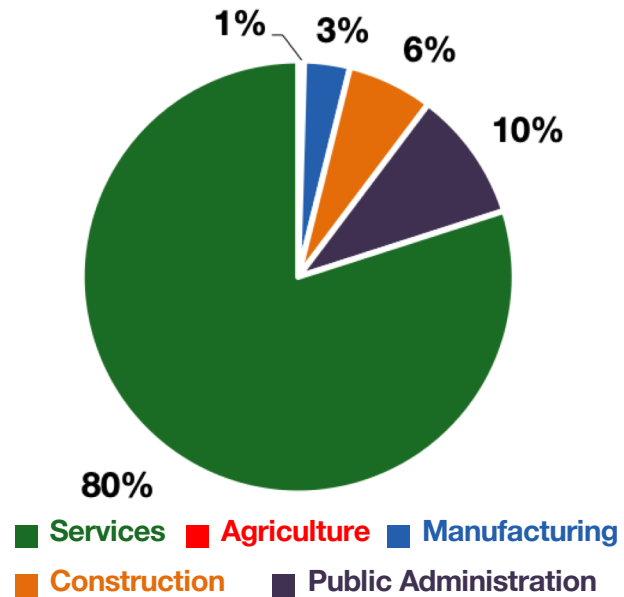
For more information on all fifty states, please visit servicescoalition.org/exports or contact admin@uscsi.org

Hawaii's 1ST DISTRICT

Services Fuel U.S. Jobs and Growth

Services fuel America's economic growth and jobs, generating more than 77 percent of employment in the United States and 68 percent of GDP. Services are a major component of the manufacturing and agricultural sectors, and they boost the competitiveness of those sectors.

In HI-1, services accounted for 80 percent of all jobs in 2018. The top services sector for employment was educational services, and health care and social assistance, which alone employed 74,800 HI-1 workers.



HI-1 Services Industries Employ **280,700** Workers

HI-1 Jobs by Sector and Services Subsector, 2018

| | |
|--|----------------|
| Agriculture, Forestry, & Mining | 1,580 |
| Construction | 22,500 |
| Manufacturing | 12,000 |
| Public Administration | 34,400 |
| Total Services | 280,700 |
| <i>Wholesale Trade</i> | 8,720 |
| <i>Retail Trade</i> | 40,600 |
| <i>Transportation, Warehousing, & Utilities</i> | 21,800 |
| <i>Information</i> | 5,750 |
| <i>Finance, Insurance, & Real Estate</i> | 25,100 |
| <i>Professional, Scientific, & Management</i> | 34,800 |
| <i>Education, Health Care, & Social Assistance</i> | 74,800 |
| <i>Arts, Entertainment, Accommodation, & Food</i> | 53,600 |
| <i>Other Services</i> | 15,400 |