

Georgia's 1ST DISTRICT

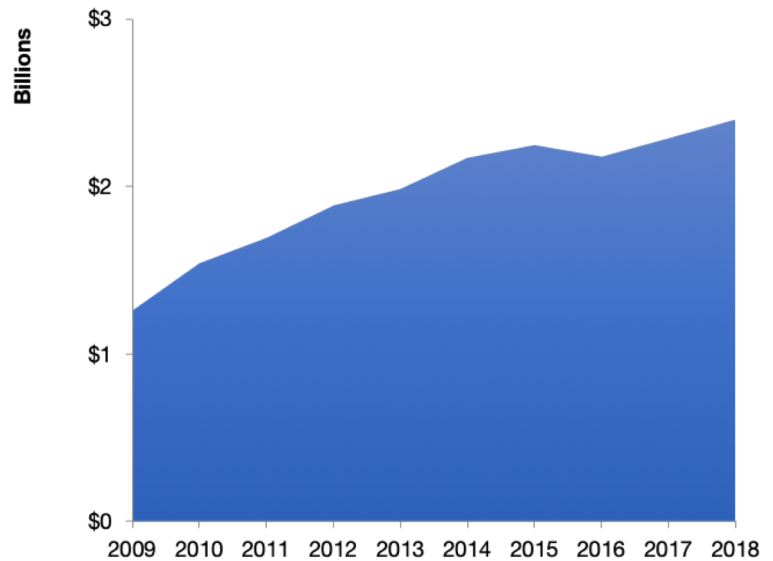
U.S. Services Supply the World

GA-1 has seen a rise in overall services exports since 2009, boosting state economic growth and jobs, and contributing to the overall U.S. services trade surplus of \$260 billion in 2018.

The U.S. services industries are the most competitive and innovative in the world. They provide new economic opportunities and contribute to the successful production of manufacturing and agriculture in the United States and abroad.

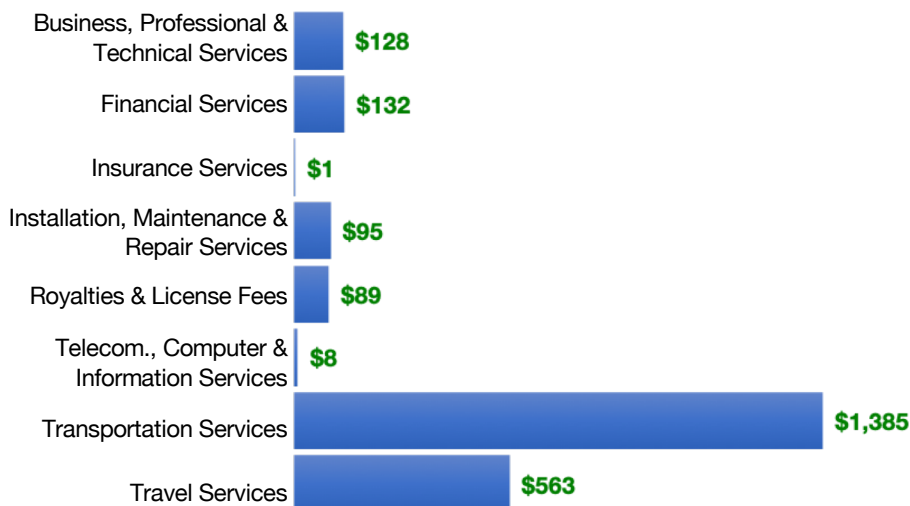
2009	2018
\$1.3 billion	\$2.4 billion

GA-1 Services Exports



GA-1 Services Exports Support 14,400 Jobs

GA-1 Services Exports by Sector, 2018 (\$ millions)



GA-1 Services Exports to Select Countries, 2018

- To China:** \$209 million in services exports supporting 1,320 jobs
- To Canada:** \$77 million in services exports supporting 600 jobs
- To Mexico:** \$59 million in services exports supporting 490 jobs
- To Korea:** \$177 million in services exports supporting 970 jobs
- To Japan:** \$169 million in services exports supporting 960 jobs
- To EU:** \$657 million in services exports supporting 3,620 jobs
- To UK:** \$137 million in services exports supporting 870 jobs

* Sources: National data from the U.S. Bureau of Economic Analysis, state export and jobs data from The Trade Partnership. Copyright 2020. The Coalition of Services Industries. All rights reserved.

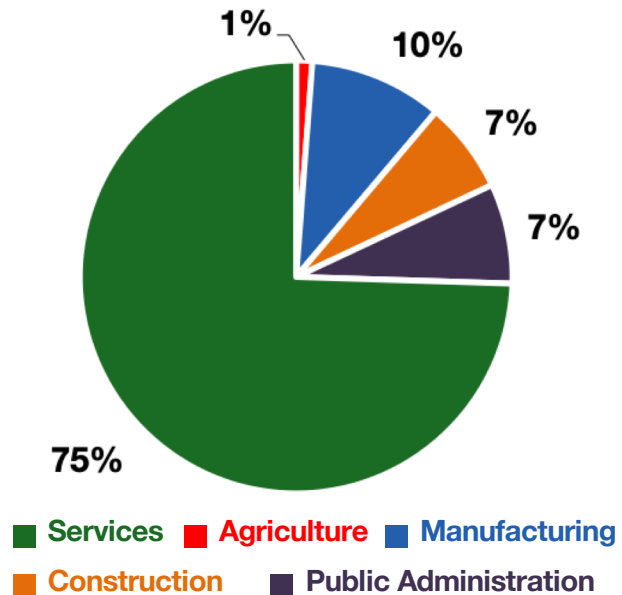
For more information on all fifty states, please visit servicescoalition.org/exports or contact admin@uscsi.org

Georgia's 1ST DISTRICT

Services Fuel U.S. Jobs and Growth

Services fuel America's economic growth and jobs, generating more than 77 percent of employment in the United States and 68 percent of GDP. Services are a major component of the manufacturing and agricultural sectors, and they boost the competitiveness of those sectors.

In GA-1, services accounted for 75 percent of all jobs in 2018. The top services sector for employment was educational services, and health care and social assistance, which alone employed 68,700 GA-1 workers.



GA-1 Services Industries Employ **234,700** Workers

GA-1 Jobs by Sector and Services Subsector, 2018

Agriculture, Forestry, & Mining	3,790
Construction	21,600
Manufacturing	31,400
Public Administration	23,500
Total Services	234,700
<i>Wholesale Trade</i>	6,420
<i>Retail Trade</i>	38,200
<i>Transportation, Warehousing, & Utilities</i>	22,600
<i>Information</i>	4,520
<i>Finance, Insurance, & Real Estate</i>	14,700
<i>Professional, Scientific, & Management</i>	27,700
<i>Education, Health Care, & Social Assistance</i>	68,700
<i>Arts, Entertainment, Accommodation, & Food</i>	36,800
<i>Other Services</i>	15,000