

Florida's 3RD DISTRICT

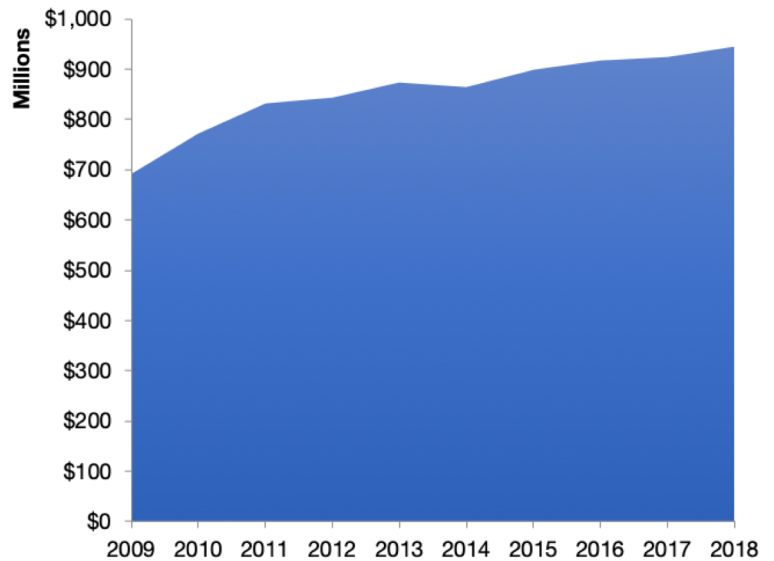
U.S. Services Supply the World

FL-3 has seen a rise in overall services exports since 2009, boosting state economic growth and jobs, and contributing to the overall U.S. services trade surplus of \$260 billion in 2018.

The U.S. services industries are the most competitive and innovative in the world. They provide new economic opportunities and contribute to the successful production of manufacturing and agriculture in the United States and abroad.

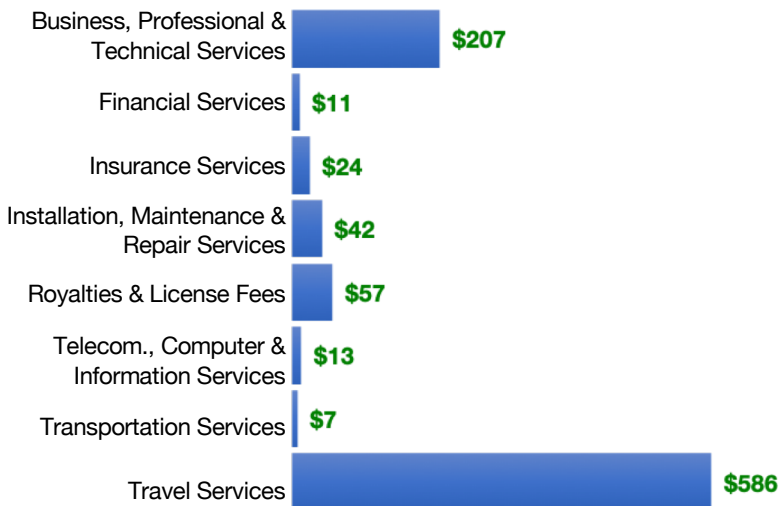
2009	2018
\$692 million	\$945 million

FL-3 Services Exports



FL-3 Services Exports Support **8,690** Jobs

FL-3 Services Exports by Sector, 2018 (\$ millions)



FL-3 Services Exports to Select Countries, 2018

- To China:** \$117 million in services exports supporting **1,290 jobs**
- To Canada:** \$74 million in services exports supporting **640 jobs**
- To Mexico:** \$53 million in services exports supporting **490 jobs**
- To Korea:** \$32 million in services exports supporting **320 jobs**
- To Japan:** \$45 million in services exports supporting **380 jobs**
- To EU:** \$167 million in services exports supporting **1,370 jobs**
- To UK:** \$68 million in services exports supporting **560 jobs**

* Sources: National data from the U.S. Bureau of Economic Analysis, state export and jobs data from The Trade Partnership.
Copyright 2020. The Coalition of Services Industries. All rights reserved.

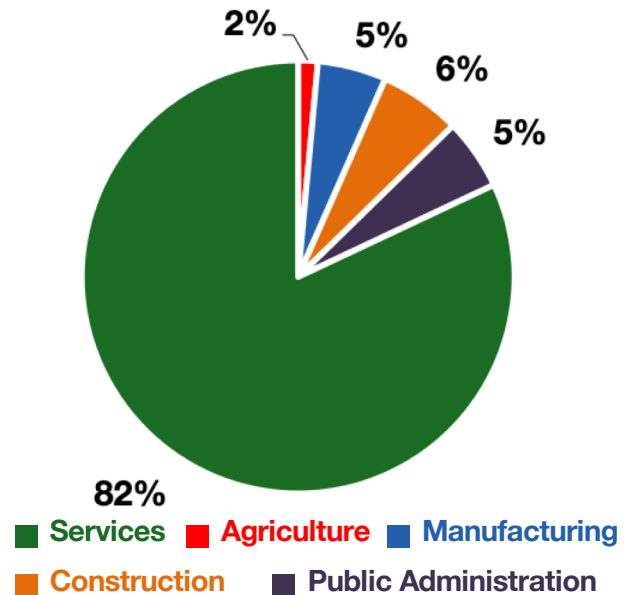
For more information on all fifty states, please visit servicescoalition.org/exports or contact admin@uscsi.org

Florida's 3RD DISTRICT

Services Fuel U.S. Jobs and Growth

Services fuel America's economic growth and jobs, generating more than 77 percent of employment in the United States and 68 percent of GDP. Services are a major component of the manufacturing and agricultural sectors, and they boost the competitiveness of those sectors.

In FL-3, services accounted for 82 percent of all jobs in 2018. The top services sector for employment was educational services, and health care and social assistance, which alone employed 91,300 FL-3 workers.



FL-3 Services Industries Employ **254,100** Workers

FL-3 Jobs by Sector and Services Subsector, 2018

Agriculture, Forestry, & Mining	4,550
Construction	18,900
Manufacturing	15,900
Public Administration	16,500
Total Services	254,100
<i>Wholesale Trade</i>	5,770
<i>Retail Trade</i>	38,800
<i>Transportation, Warehousing, & Utilities</i>	16,000
<i>Information</i>	4,530
<i>Finance, Insurance, & Real Estate</i>	18,800
<i>Professional, Scientific, & Management</i>	31,200
<i>Education, Health Care, & Social Assistance</i>	91,300
<i>Arts, Entertainment, Accommodation, & Food</i>	31,900
<i>Other Services</i>	15,800