

Florida's 10TH DISTRICT

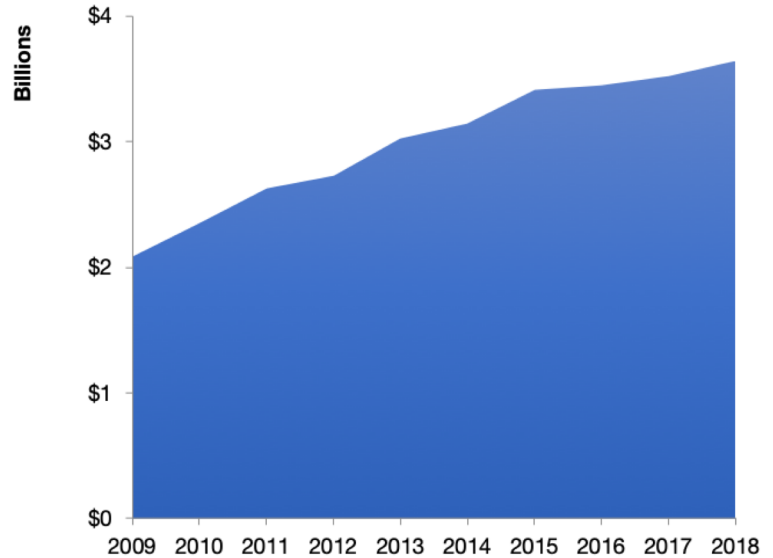
U.S. Services Supply the World

FL-10 has seen a rise in overall services exports since 2009, boosting state economic growth and jobs, and contributing to the overall U.S. services trade surplus of \$260 billion in 2018.

The U.S. services industries are the most competitive and innovative in the world. They provide new economic opportunities and contribute to the successful production of manufacturing and agriculture in the United States and abroad.

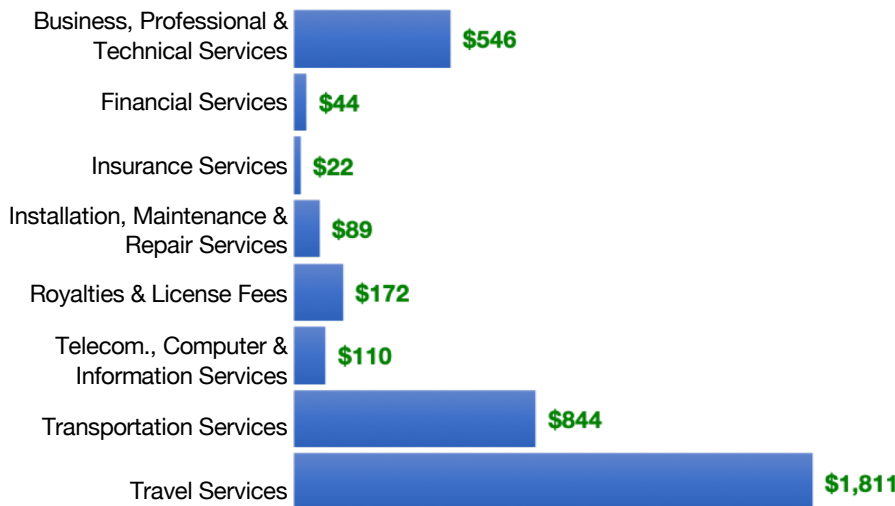
2009	2018
\$2.1 billion	\$3.6 billion

FL-10 Services Exports



FL-10 Services Exports Support 27,300 Jobs

FL-10 Services Exports by Sector, 2018 (\$ millions)



FL-10 Services Exports to Select Countries, 2018

- To China:** \$279 million in services exports supporting 2,250 jobs
- To Canada:** \$338 million in services exports supporting 2,580 jobs
- To Mexico:** \$260 million in services exports supporting 2,140 jobs
- To Korea:** \$98 million in services exports supporting 850 jobs
- To Japan:** \$244 million in services exports supporting 1,700 jobs
- To EU:** \$667 million in services exports supporting 4,890 jobs
- To UK:** \$312 million in services exports supporting 2,270 jobs

* Sources: National data from the U.S. Bureau of Economic Analysis, state export and jobs data from The Trade Partnership. Copyright 2020. The Coalition of Services Industries. All rights reserved.

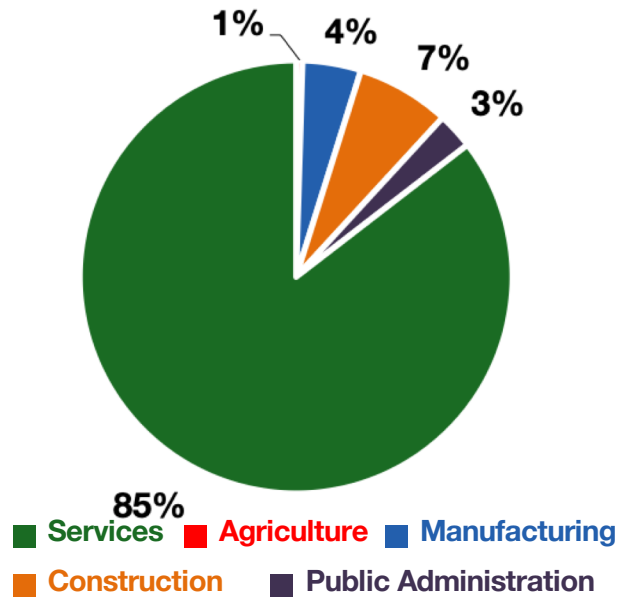
For more information on all fifty states, please visit servicescoalition.org/exports or contact admin@uscsi.org

Florida's 10TH DISTRICT

Services Fuel U.S. Jobs and Growth

Services fuel America's economic growth and jobs, generating more than 77 percent of employment in the United States and 68 percent of GDP. Services are a major component of the manufacturing and agricultural sectors, and they boost the competitiveness of those sectors.

In FL-10, services accounted for 85 percent of all jobs in 2018. The top services sector for employment was arts, entertainment, and recreation, and accommodation and food services, which alone employed 89,500 FL-10 workers.



FL-10 Services Industries Employ **346,300** Workers

FL-10 Jobs by Sector and Services Subsector, 2018

Agriculture, Forestry, & Mining	1,930
Construction	28,300
Manufacturing	17,700
Public Administration	11,000
Total Services	346,300
<i>Wholesale Trade</i>	10,400
<i>Retail Trade</i>	50,000
<i>Transportation, Warehousing, & Utilities</i>	21,600
<i>Information</i>	8,550
<i>Finance, Insurance, & Real Estate</i>	24,900
<i>Professional, Scientific, & Management</i>	53,700
<i>Education, Health Care, & Social Assistance</i>	70,700
<i>Arts, Entertainment, Accommodation, & Food</i>	89,500
<i>Other Services</i>	16,900