

Delaware's At-Large DISTRICT

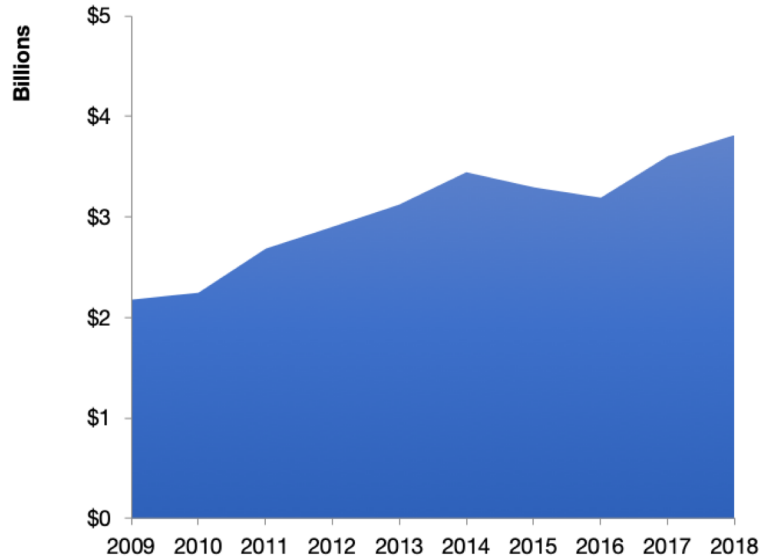
U.S. Services Supply the World

DE-AL has seen a rise in overall services exports since 2009, boosting state economic growth and jobs, and contributing to the overall U.S. services trade surplus of \$260 billion in 2018.

The U.S. services industries are the most competitive and innovative in the world. They provide new economic opportunities and contribute to the successful production of manufacturing and agriculture in the United States and abroad.

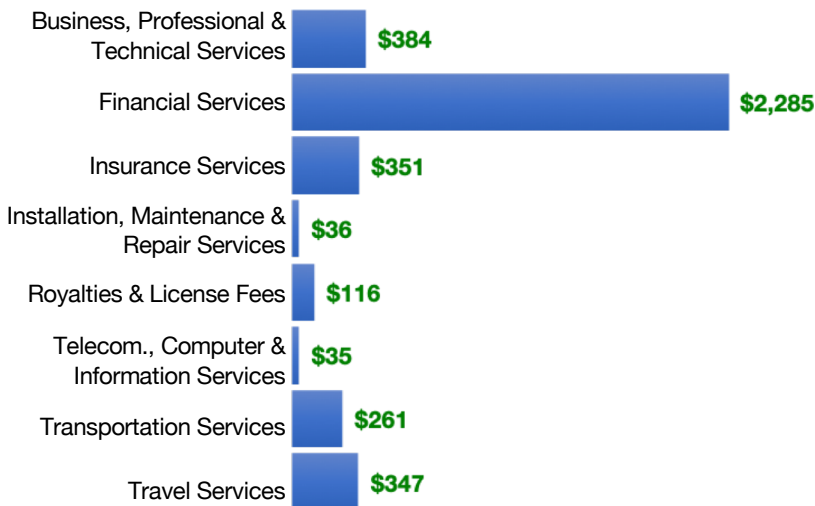
2009	2018
\$2.2 billion	\$3.8 billion

DE-AL Services Exports



DE-AL Services Exports Support 23,700 Jobs

DE-AL Services Exports by Sector, 2018 (\$ millions)



DE-AL Services Exports to Select Countries, 2018

- To China:** \$200 million in services exports supporting 1,510 jobs
- To Canada:** \$263 million in services exports supporting 1,630 jobs
- To Mexico:** \$80 million in services exports supporting 540 jobs
- To Korea:** \$59 million in services exports supporting 410 jobs
- To Japan:** \$179 million in services exports supporting 1,100 jobs
- To EU:** \$620 million in services exports supporting 3,750 jobs
- To UK:** \$481 million in services exports supporting 2,900 jobs

* Sources: National data from the U.S. Bureau of Economic Analysis, state export and jobs data from The Trade Partnership. Copyright 2020. The Coalition of Services Industries. All rights reserved.

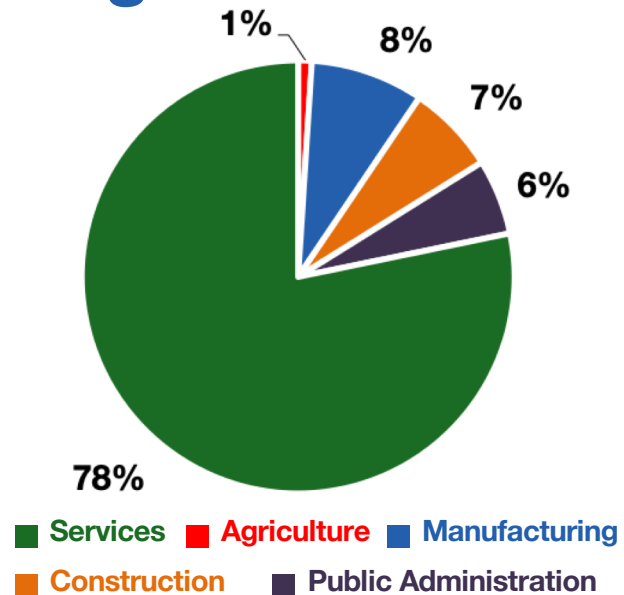
For more information on all fifty states, please visit servicescoalition.org/exports or contact admin@uscsi.org

Delaware's At-Large DISTRICT

Services Fuel U.S. Jobs and Growth

Services fuel America's economic growth and jobs, generating more than 77 percent of employment in the United States and 68 percent of GDP. Services are a major component of the manufacturing and agricultural sectors, and they boost the competitiveness of those sectors.

In DE-AL, services accounted for 78 percent of all jobs in 2018. The top services sector for employment was educational services, and health care and social assistance, which alone employed 111,900 DE-AL workers.



DE-AL Services Industries Employ **352,800** Workers

DE-AL Jobs by Sector and Services Subsector, 2018

Agriculture, Forestry, & Mining	4,580
Construction	30,000
Manufacturing	38,100
Public Administration	25,500
Total Services	352,800
<i>Wholesale Trade</i>	8,980
<i>Retail Trade</i>	54,900
<i>Transportation, Warehousing, & Utilities</i>	22,100
<i>Information</i>	6,360
<i>Finance, Insurance, & Real Estate</i>	43,000
<i>Professional, Scientific, & Management</i>	44,000
<i>Education, Health Care, & Social Assistance</i>	111,900
<i>Arts, Entertainment, Accommodation, & Food</i>	42,100
<i>Other Services</i>	19,500