

California's 49TH DISTRICT

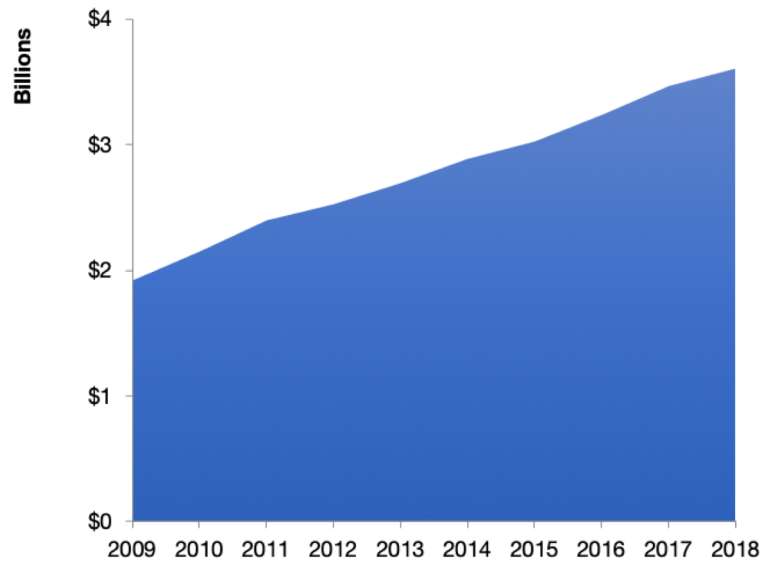
U.S. Services Supply the World

CA-49 has seen a rise in overall services exports since 2009, boosting state economic growth and jobs, and contributing to the overall U.S. services trade surplus of \$260 billion in 2018.

The U.S. services industries are the most competitive and innovative in the world. They provide new economic opportunities and contribute to the successful production of manufacturing and agriculture in the United States and abroad.

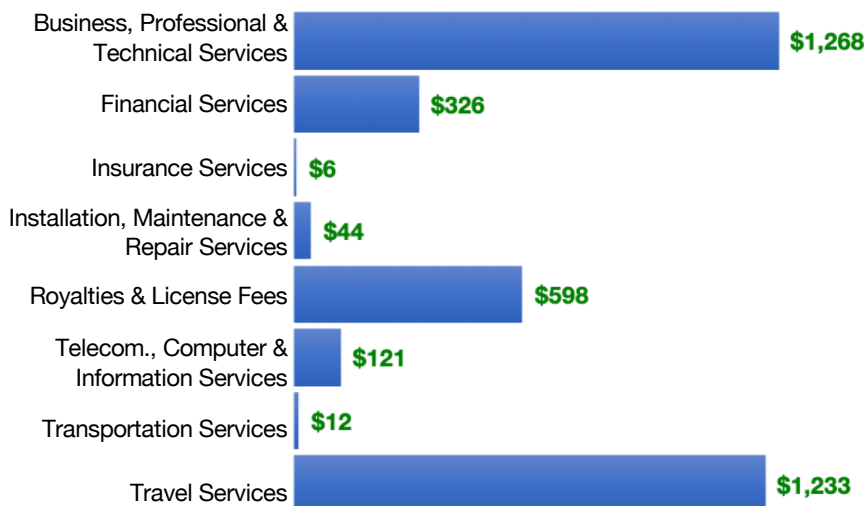
2009	2018
\$1.9 billion	\$3.6 billion

CA-49 Services Exports



CA-49 Services Exports Support 27,000 Jobs

CA-49 Services Exports by Sector, 2018 (\$ millions)



CA-49 Services Exports to Select Countries, 2018

- To China:** \$333 million in services exports supporting 3,500 jobs
- To Canada:** \$229 million in services exports supporting 1,740 jobs
- To Mexico:** \$124 million in services exports supporting 1,050 jobs
- To Korea:** \$100 million in services exports supporting 850 jobs
- To Japan:** \$157 million in services exports supporting 1,060 jobs
- To EU:** \$869 million in services exports supporting 5,350 jobs
- To UK:** \$247 million in services exports supporting 1,750 jobs

* Sources: National data from the U.S. Bureau of Economic Analysis, state export and jobs data from The Trade Partnership. Copyright 2020. The Coalition of Services Industries. All rights reserved.

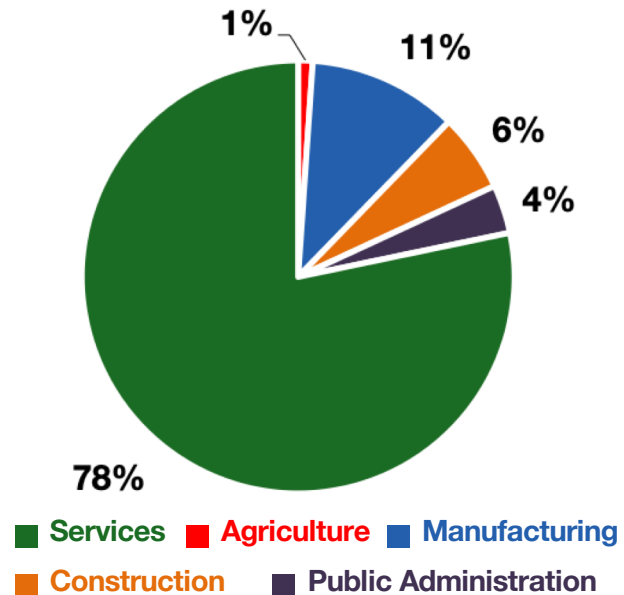
For more information on all fifty states, please visit servicescoalition.org/exports or contact admin@uscsi.org

California's 49TH DISTRICT

Services Fuel U.S. Jobs and Growth

Services fuel America's economic growth and jobs, generating more than 77 percent of employment in the United States and 68 percent of GDP. Services are a major component of the manufacturing and agricultural sectors, and they boost the competitiveness of those sectors.

In CA-49, services accounted for 78 percent of all jobs in 2018. The top services sector for employment was educational services, and health care and social assistance, which alone employed 66,000 CA-49 workers.



CA-49 Services Industries Employ **270,200** Workers

CA-49 Jobs by Sector and Services Subsector, 2018

Agriculture, Forestry, & Mining	3,740
Construction	20,100
Manufacturing	38,600
Public Administration	12,500
Total Services	270,200
<i>Wholesale Trade</i>	11,100
<i>Retail Trade</i>	35,800
<i>Transportation, Warehousing, & Utilities</i>	10,900
<i>Information</i>	8,060
<i>Finance, Insurance, & Real Estate</i>	25,100
<i>Professional, Scientific, & Management</i>	55,400
<i>Education, Health Care, & Social Assistance</i>	66,000
<i>Arts, Entertainment, Accommodation, & Food</i>	39,300
<i>Other Services</i>	18,300