

California's 45TH DISTRICT

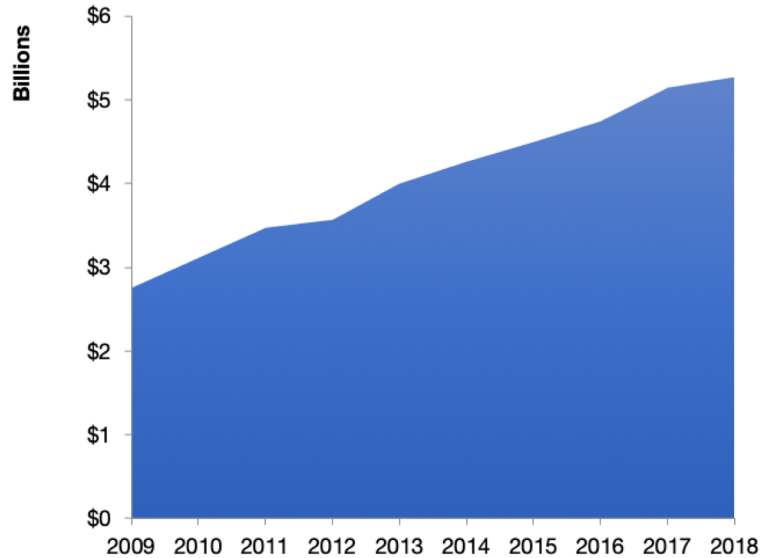
U.S. Services Supply the World

CA-45 has seen a rise in overall services exports since 2009, boosting state economic growth and jobs, and contributing to the overall U.S. services trade surplus of \$260 billion in 2018.

The U.S. services industries are the most competitive and innovative in the world. They provide new economic opportunities and contribute to the successful production of manufacturing and agriculture in the United States and abroad.

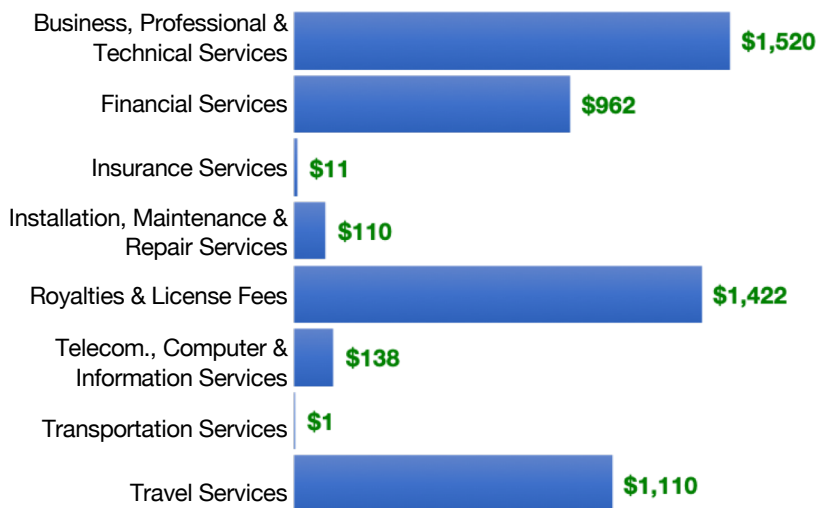
2009	2018
\$2.8 billion	\$5.3 billion

CA-45 Services Exports



CA-45 Services Exports Support **35,300** Jobs

CA-45 Services Exports by Sector, 2018 (\$ millions)



CA-45 Services Exports to Select Countries, 2018

- To China:** \$369 million in services exports supporting 3,420 jobs
- To Canada:** \$377 million in services exports supporting 2,510 jobs
- To Mexico:** \$158 million in services exports supporting 1,210 jobs
- To Korea:** \$142 million in services exports supporting 990 jobs
- To Japan:** \$225 million in services exports supporting 1,420 jobs
- To EU:** \$1.3 billion in services exports supporting 7,840 jobs
- To UK:** \$448 million in services exports supporting 2,880 jobs

* Sources: National data from the U.S. Bureau of Economic Analysis, state export and jobs data from The Trade Partnership. Copyright 2020. The Coalition of Services Industries. All rights reserved.

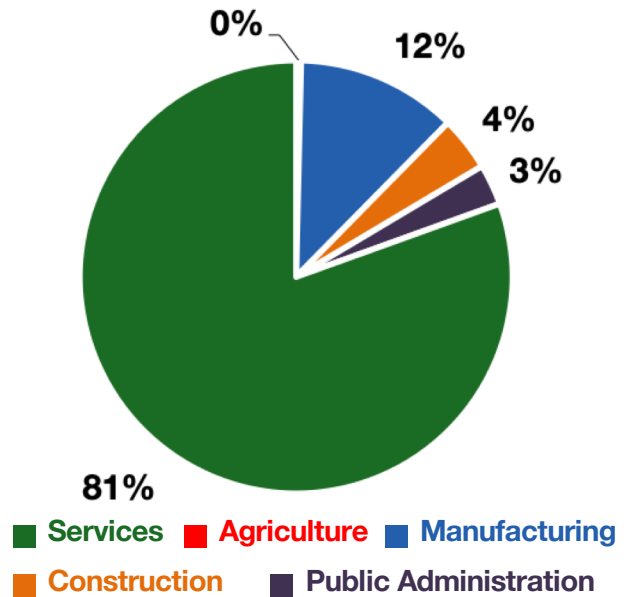
For more information on all fifty states, please visit servicescoalition.org/exports or contact admin@uscsi.org

California's 45TH DISTRICT

Services Fuel U.S. Jobs and Growth

Services fuel America's economic growth and jobs, generating more than 77 percent of employment in the United States and 68 percent of GDP. Services are a major component of the manufacturing and agricultural sectors, and they boost the competitiveness of those sectors.

In CA-45, services accounted for 81 percent of all jobs in 2018. The top services sector for employment was educational services, and health care and social assistance, which alone employed 81,600 CA-45 workers.



CA-45 Services Industries Employ **312,400** Workers

CA-45 Jobs by Sector and Services Subsector, 2018

Agriculture, Forestry, & Mining	1,420
Construction	15,800
Manufacturing	46,600
Public Administration	11,900
Total Services	312,400
<i>Wholesale Trade</i>	14,400
<i>Retail Trade</i>	36,100
<i>Transportation, Warehousing, & Utilities</i>	11,000
<i>Information</i>	10,100
<i>Finance, Insurance, & Real Estate</i>	41,100
<i>Professional, Scientific, & Management</i>	65,900
<i>Education, Health Care, & Social Assistance</i>	81,600
<i>Arts, Entertainment, Accommodation, & Food</i>	34,500
<i>Other Services</i>	17,800