

# California's 40<sup>TH</sup> DISTRICT

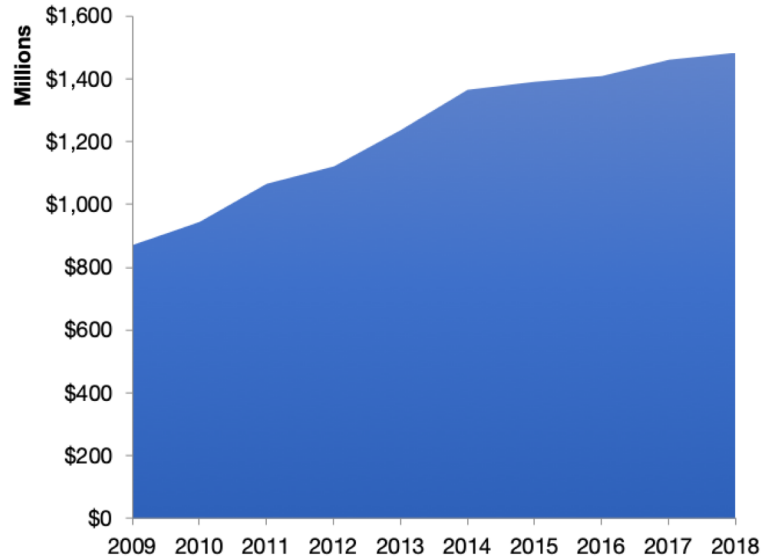
### U.S. Services Supply the World

CA-40 has seen a rise in overall services exports since 2009, boosting state economic growth and jobs, and contributing to the overall U.S. services trade surplus of \$260 billion in 2018.

The U.S. services industries are the most competitive and innovative in the world. They provide new economic opportunities and contribute to the successful production of manufacturing and agriculture in the United States and abroad.


2009	2018
<b>\$869 million</b>	<b>\$1.5 billion</b>

### CA-40 Services Exports



## CA-40 Services Exports Support 10,200 Jobs

### CA-40 Services Exports by Sector, 2018 (\$ millions)



### CA-40 Services Exports to Select Countries, 2018

- To China:** \$98 million in services exports supporting 740 jobs
- To Canada:** \$137 million in services exports supporting 980 jobs
- To Mexico:** \$82 million in services exports supporting 670 jobs
- To Korea:** \$40 million in services exports supporting 300 jobs
- To Japan:** \$81 million in services exports supporting 550 jobs
- To EU:** \$313 million in services exports supporting 2,050 jobs
- To UK:** \$139 million in services exports supporting 930 jobs

\* Sources: National data from the U.S. Bureau of Economic Analysis, state export and jobs data from The Trade Partnership. Copyright 2020. The Coalition of Services Industries. All rights reserved.

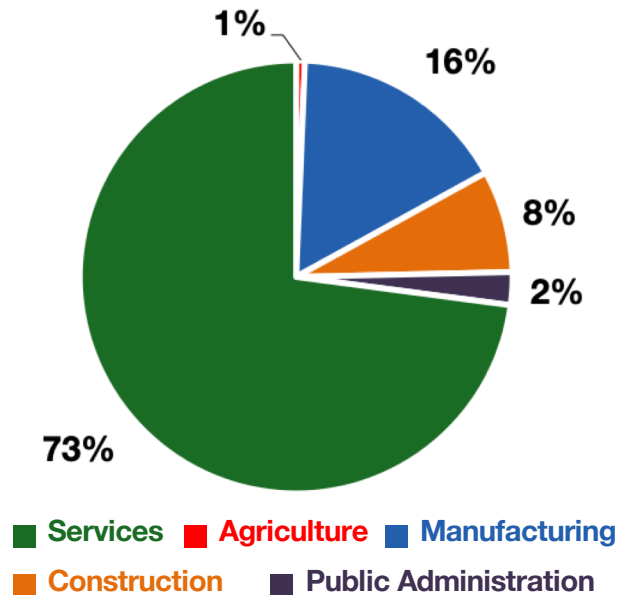
For more information on all fifty states, please visit [servicescoalition.org/exports](https://servicescoalition.org/exports) or contact [admin@uscsi.org](mailto:admin@uscsi.org)

## California's 40<sup>TH</sup> DISTRICT

### Services Fuel U.S. Jobs and Growth

Services fuel America's economic growth and jobs, generating more than 77 percent of employment in the United States and 68 percent of GDP. Services are a major component of the manufacturing and agricultural sectors, and they boost the competitiveness of those sectors.

In CA-40, services accounted for 73 percent of all jobs in 2018. The top services sector for employment was educational services, and health care and social assistance, which alone employed 52,400 CA-40 workers.



CA-40 Services Industries Employ **227,800** Workers

### CA-40 Jobs by Sector and Services Subsector, 2018

Agriculture, Forestry, & Mining	2,050
Construction	23,900
Manufacturing	51,100
Public Administration	7,630
<b>Total Services</b>	<b>227,800</b>
<i>Wholesale Trade</i>	18,100
<i>Retail Trade</i>	39,900
<i>Transportation, Warehousing, &amp; Utilities</i>	26,800
<i>Information</i>	4,180
<i>Finance, Insurance, &amp; Real Estate</i>	10,100
<i>Professional, Scientific, &amp; Management</i>	26,800
<i>Education, Health Care, &amp; Social Assistance</i>	52,400
<i>Arts, Entertainment, Accommodation, &amp; Food</i>	31,900
<i>Other Services</i>	17,700