

## California's 33<sup>RD</sup> DISTRICT

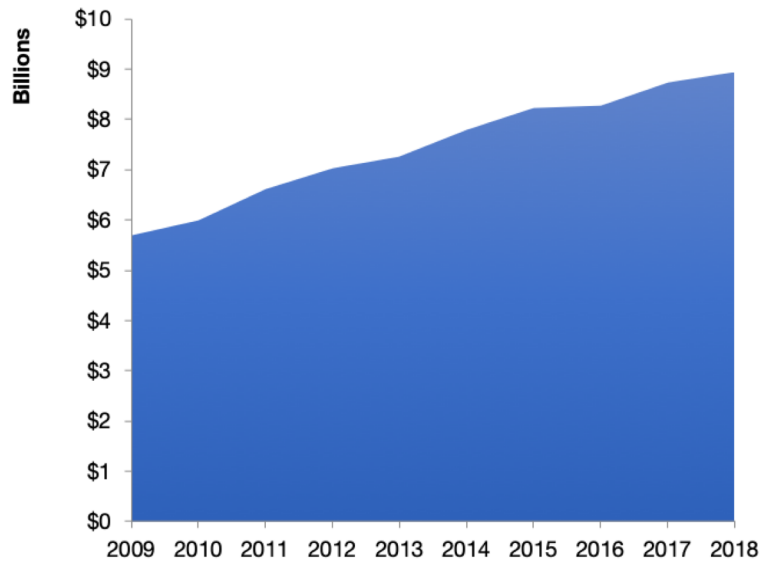
### U.S. Services Supply the World

CA-33 has seen a rise in overall services exports since 2009, boosting state economic growth and jobs, and contributing to the overall U.S. services trade surplus of \$260 billion in 2018.

The U.S. services industries are the most competitive and innovative in the world. They provide new economic opportunities and contribute to the successful production of manufacturing and agriculture in the United States and abroad.

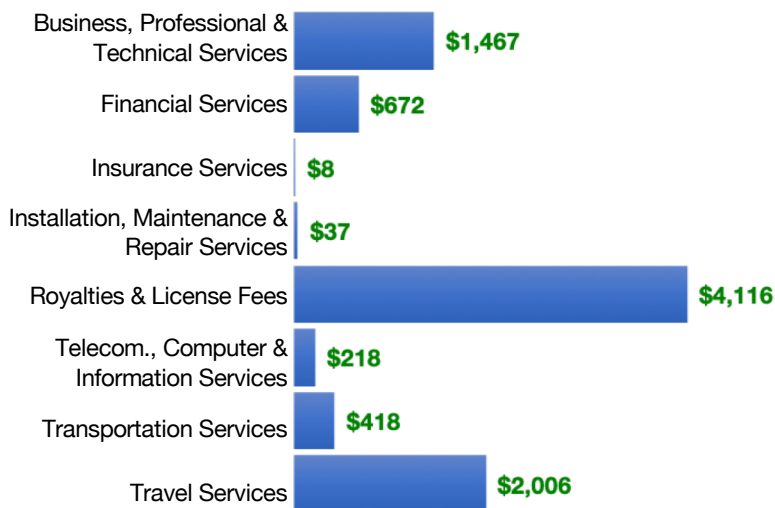
2009	2018
<b>\$5.7 billion</b>	<b>\$8.9 billion</b>

### CA-33 Services Exports



### CA-33 Services Exports Support 57,400 Jobs

#### CA-33 Services Exports by Sector, 2018 (\$ millions)



#### CA-33 Services Exports to Select Countries, 2018

- To China:** \$653 million in services exports supporting 5,570 jobs
- To Canada:** \$772 million in services exports supporting 4,750 jobs
- To Mexico:** \$360 million in services exports supporting 2,490 jobs
- To Korea:** \$210 million in services exports supporting 1,540 jobs
- To Japan:** \$410 million in services exports supporting 2,500 jobs
- To EU:** \$2.0 billion in services exports supporting 11,600 jobs
- To UK:** \$1.2 billion in services exports supporting 6,890 jobs

\* Sources: National data from the U.S. Bureau of Economic Analysis, state export and jobs data from The Trade Partnership. Copyright 2020. The Coalition of Services Industries. All rights reserved.

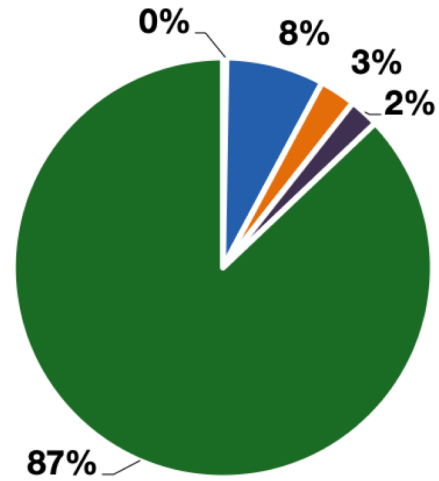
For more information on all fifty states, please visit [servicescoalition.org/exports](https://servicescoalition.org/exports) or contact [admin@uscsi.org](mailto:admin@uscsi.org)

## California's 33<sup>RD</sup> DISTRICT

### Services Fuel U.S. Jobs and Growth

Services fuel America's economic growth and jobs, generating more than 77 percent of employment in the United States and 68 percent of GDP. Services are a major component of the manufacturing and agricultural sectors, and they boost the competitiveness of those sectors.

In CA-33, services accounted for 87 percent of all jobs in 2018. The top services sector for employment was educational services, and health care and social assistance, which alone employed 76,000 CA-33 workers.



CA-33 Services Industries Employ **321,600** Workers

### CA-33 Jobs by Sector and Services Subsector, 2018

Agriculture, Forestry, & Mining	1,010
Construction	10,300
Manufacturing	27,900
Public Administration	8,480
<b>Total Services</b>	<b>321,600</b>
<i>Wholesale Trade</i>	11,300
<i>Retail Trade</i>	27,700
<i>Transportation, Warehousing, &amp; Utilities</i>	12,900
<i>Information</i>	31,600
<i>Finance, Insurance, &amp; Real Estate</i>	37,400
<i>Professional, Scientific, &amp; Management</i>	72,700
<i>Education, Health Care, &amp; Social Assistance</i>	76,000
<i>Arts, Entertainment, Accommodation, &amp; Food</i>	37,000
<i>Other Services</i>	15,100