

California's 16TH DISTRICT

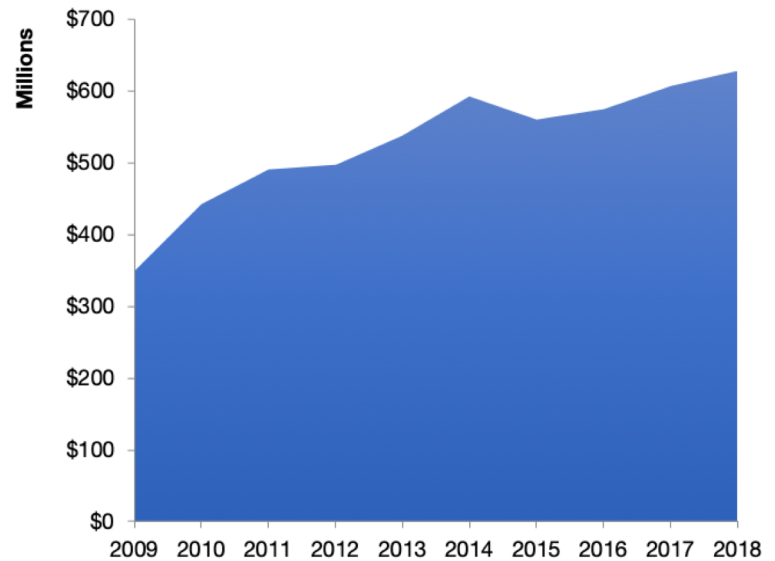
U.S. Services Supply the World

CA-16 has seen a rise in overall services exports since 2009, boosting state economic growth and jobs, and contributing to the overall U.S. services trade surplus of \$260 billion in 2018.

The U.S. services industries are the most competitive and innovative in the world. They provide new economic opportunities and contribute to the successful production of manufacturing and agriculture in the United States and abroad.

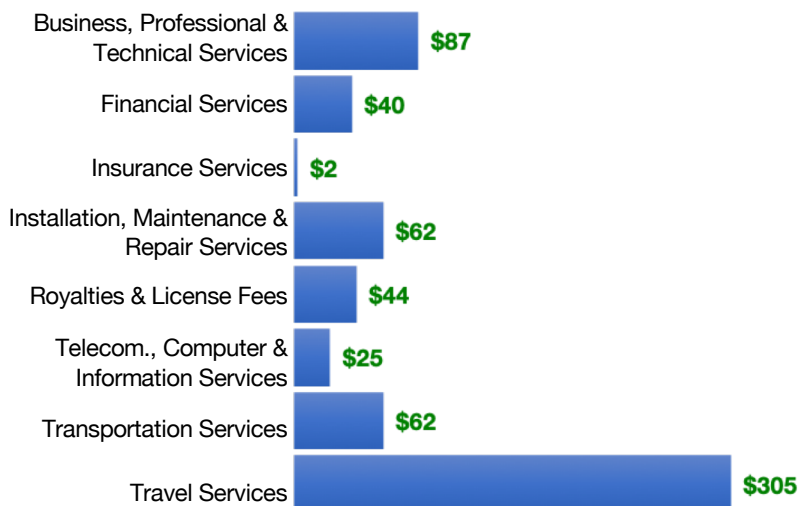
2009	2018
\$349 million	\$627 million

CA-16 Services Exports



CA-16 Services Exports Support 4,850 Jobs

CA-16 Services Exports by Sector, 2018 (\$ millions)



CA-16 Services Exports to Select Countries, 2018

- To China:** \$52 million in services exports supporting 430 jobs
- To Canada:** \$57 million in services exports supporting 440 jobs
- To Mexico:** \$41 million in services exports supporting 350 jobs
- To Korea:** \$19 million in services exports supporting 160 jobs
- To Japan:** \$38 million in services exports supporting 280 jobs
- To EU:** \$111 million in services exports supporting 840 jobs
- To UK:** \$52 million in services exports supporting 390 jobs

* Sources: National data from the U.S. Bureau of Economic Analysis, state export and jobs data from The Trade Partnership. Copyright 2020. The Coalition of Services Industries. All rights reserved.

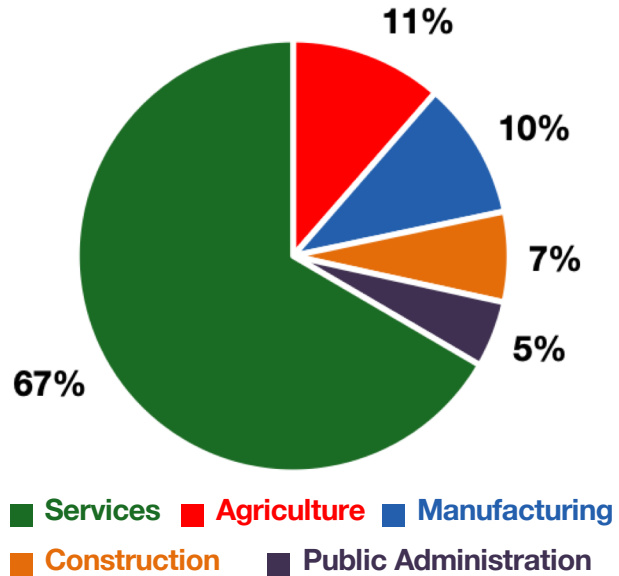
For more information on all fifty states, please visit servicescoalition.org/exports or contact admin@uscsi.org

California's 16TH DISTRICT

Services Fuel U.S. Jobs and Growth

Services fuel America's economic growth and jobs, generating more than 77 percent of employment in the United States and 68 percent of GDP. Services are a major component of the manufacturing and agricultural sectors, and they boost the competitiveness of those sectors.

In CA-16, services accounted for 67 percent of all jobs in 2018. The top services sector for employment was educational services, and health care and social assistance, which alone employed 59,200 CA-16 workers.



CA-16 Services Industries Employ **181,500** Workers

CA-16 Jobs by Sector and Services Subsector, 2018

Agriculture, Forestry, & Mining	31,100
Construction	18,400
Manufacturing	28,000
Public Administration	13,600
Total Services	181,500
<i>Wholesale Trade</i>	8,520
<i>Retail Trade</i>	29,800
<i>Transportation, Warehousing, & Utilities</i>	14,100
<i>Information</i>	2,910
<i>Finance, Insurance, & Real Estate</i>	8,750
<i>Professional, Scientific, & Management</i>	20,400
<i>Education, Health Care, & Social Assistance</i>	59,200
<i>Arts, Entertainment, Accommodation, & Food</i>	24,000
<i>Other Services</i>	13,900