

California's 12TH DISTRICT

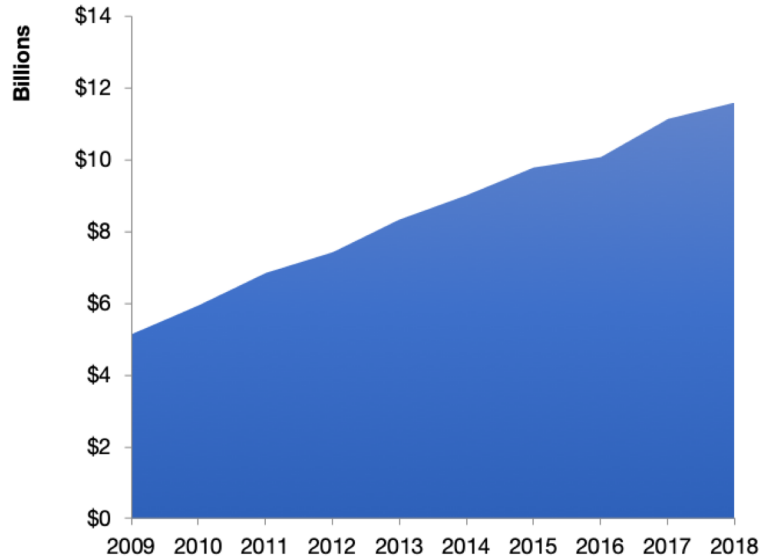
U.S. Services Supply the World

CA-12 has seen a rise in overall services exports since 2009, boosting state economic growth and jobs, and contributing to the overall U.S. services trade surplus of \$260 billion in 2018.

The U.S. services industries are the most competitive and innovative in the world. They provide new economic opportunities and contribute to the successful production of manufacturing and agriculture in the United States and abroad.

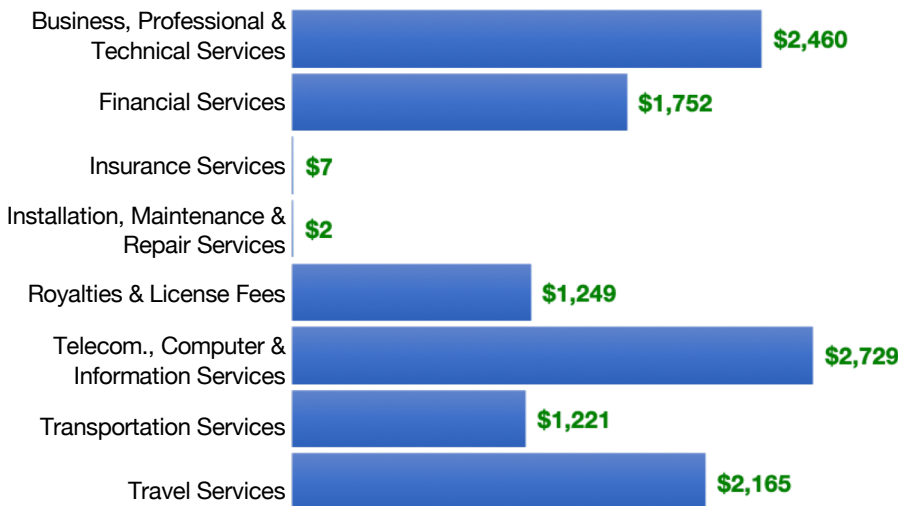
2009	2018
\$5.1 billion	\$11.6 billion

CA-12 Services Exports



CA-12 Services Exports Support 74,500 Jobs

CA-12 Services Exports by Sector, 2018 (\$ millions)



CA-12 Services Exports to Select Countries, 2018

- To China:** \$610 million in services exports supporting 4,380 jobs
- To Canada:** \$972 million in services exports supporting 6,600 jobs
- To Mexico:** \$415 million in services exports supporting 3,180 jobs
- To Korea:** \$467 million in services exports supporting 2,700 jobs
- To Japan:** \$691 million in services exports supporting 4,200 jobs
- To EU:** \$2.7 billion in services exports supporting 17,000 jobs
- To UK:** \$1.1 billion in services exports supporting 7,300 jobs

* Sources: National data from the U.S. Bureau of Economic Analysis, state export and jobs data from The Trade Partnership.
Copyright 2020. The Coalition of Services Industries. All rights reserved.

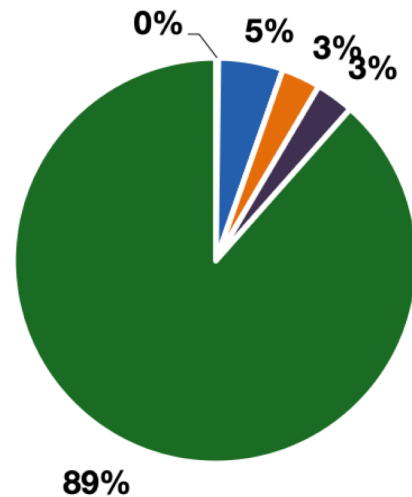
For more information on all fifty states, please visit servicescoalition.org/exports or contact admin@uscsi.org

California's 12TH DISTRICT

Services Fuel U.S. Jobs and Growth

Services fuel America's economic growth and jobs, generating more than 77 percent of employment in the United States and 68 percent of GDP. Services are a major component of the manufacturing and agricultural sectors, and they boost the competitiveness of those sectors.

In CA-12, services accounted for 89 percent of all jobs in 2018. The top services sector for employment was professional, scientific, and management, and administrative and waste management services, which alone employed 115,100 CA-12 workers.



CA-12 Services Industries Employ **401,800** Workers

CA-12 Jobs by Sector and Services Subsector, 2018

Agriculture, Forestry, & Mining	910
Construction	14,200
Manufacturing	23,500
Public Administration	13,900
Total Services	401,800
<i>Wholesale Trade</i>	7,960
<i>Retail Trade</i>	40,100
<i>Transportation, Warehousing, & Utilities</i>	17,500
<i>Information</i>	29,200
<i>Finance, Insurance, & Real Estate</i>	40,100
<i>Professional, Scientific, & Management</i>	115,100
<i>Education, Health Care, & Social Assistance</i>	81,000
<i>Arts, Entertainment, Accommodation, & Food</i>	51,200
<i>Other Services</i>	19,600