

MISSOURI

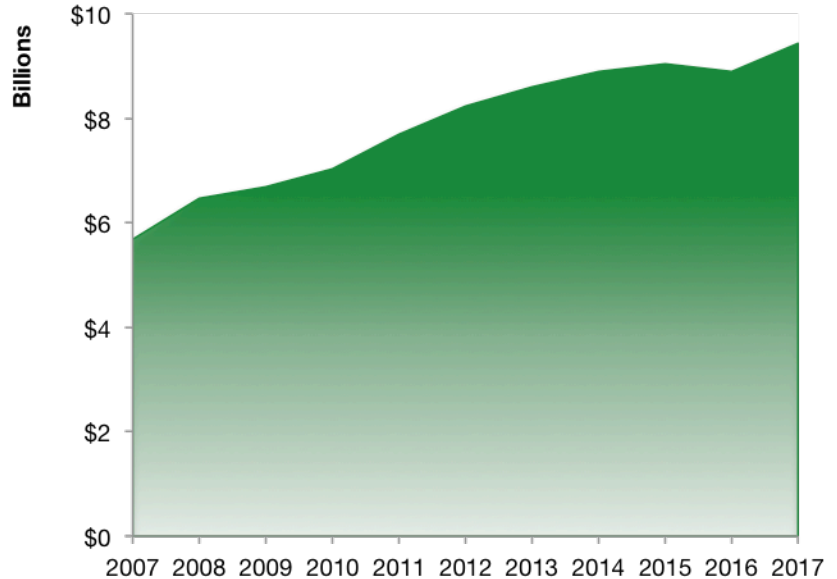
Missouri Services Exports

U.S. Services Supply the World

Missouri has seen a rise in overall services exports since 2007, boosting state economic growth and jobs, and contributing to the overall U.S. services trade surplus of \$248 billion in 2017.

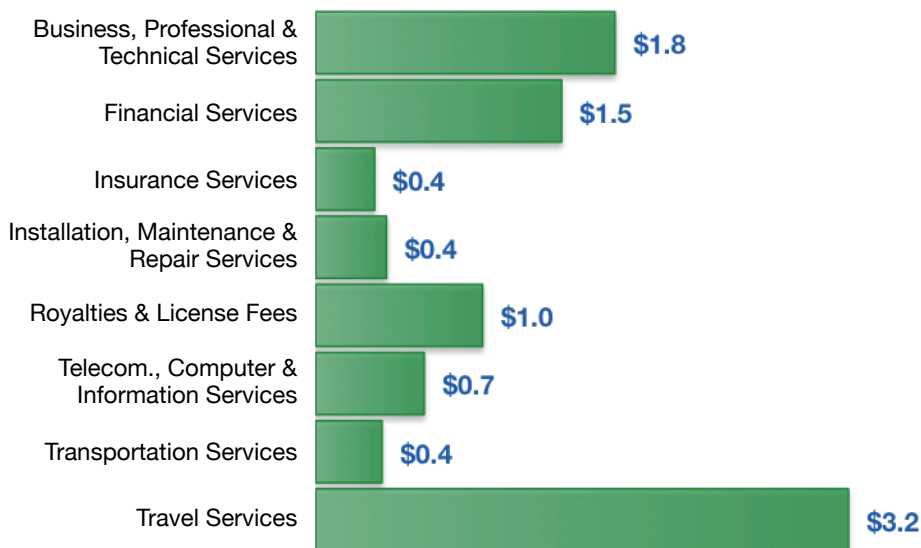
The U.S. services industries are the most competitive and innovative in the world. They provide new economic opportunities and contribute to the successful production of manufacturing and agriculture in the United States and abroad.

2007	2017
\$5.7 billion	\$9.4 billion



Missouri Services Exports Support 68,370 Jobs

Missouri Services Exports by Sector, 2017 (\$ billion)



Missouri Services Exports to Select Countries, 2017

- To China:** \$707 million in services exports supporting 5,920 jobs
- To Canada:** \$837 million in services exports supporting 6,070 jobs
- To Mexico:** \$457 million in services exports supporting 3,880 jobs
- To Korea:** \$293 million in services exports supporting 2,300 jobs
- To Japan:** \$532 million in services exports supporting 3,800 jobs
- To EU:** \$1.9 billion in services exports supporting 12,810 jobs
- To UK:** \$846 million in services exports supporting 5,920 jobs

* Sources: National data from the U.S. Bureau of Economic Analysis, state export and jobs data from The Trade Partnership.
Copyright 2019. The Coalition of Services Industries. All rights reserved.

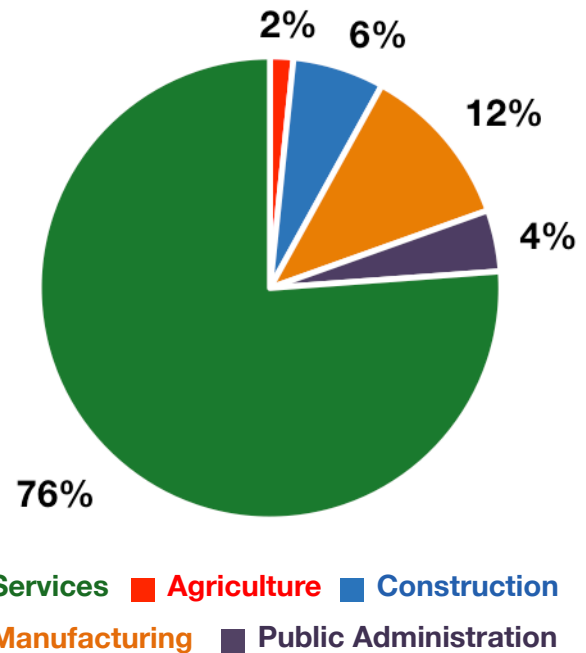
For more information on all fifty states, please visit servicescoalition.org/exports or contact admin@uscsi.org

MISSOURI

Services Fuel U.S. Jobs and Growth

Services fuel America's economic growth and jobs, generating more than 77 percent of employment in the United States and 67 percent of GDP. Services are a major component of the manufacturing and agricultural sectors, and they boost the competitiveness of those sectors.

Services accounted for 76 percent of all jobs for Missouri workers in 2017. The top services sector for employment was Education, Health Care, & Social Assistance, which alone employed 709,190 Missouri workers.



Services Industries Employ **2.2 Million** Missouri Workers

Missouri Workers by Sector and Services Subsector, 2017

Agriculture, Forestry, & Mining	47,530
Construction	187,120
Manufacturing	336,470
Public Administration	125,340
Total Services	2,223,830
<i>Wholesale Trade</i>	76,970
<i>Retail Trade</i>	338,920
<i>Transportation, Warehousing, & Utilities</i>	154,300
<i>Information</i>	53,060
<i>Finance, Insurance, & Real Estate</i>	211,780
<i>Professional, Scientific, & Management</i>	277,850
<i>Education, Health Care, & Social Assistance</i>	709,190
<i>Arts, Entertainment, Accommodation, & Food</i>	259,090
<i>Other Services</i>	142,680