

## MINNESOTA

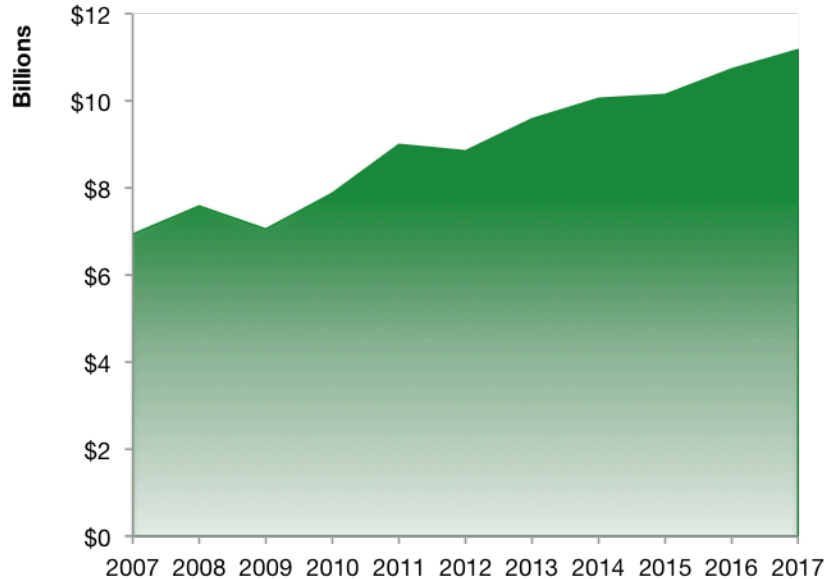
### Minnesota Services Exports

#### U.S. Services Supply the World

Minnesota has seen a rise in overall services exports since 2007, boosting state economic growth and jobs, and contributing to the overall U.S. services trade surplus of \$248 billion in 2017.

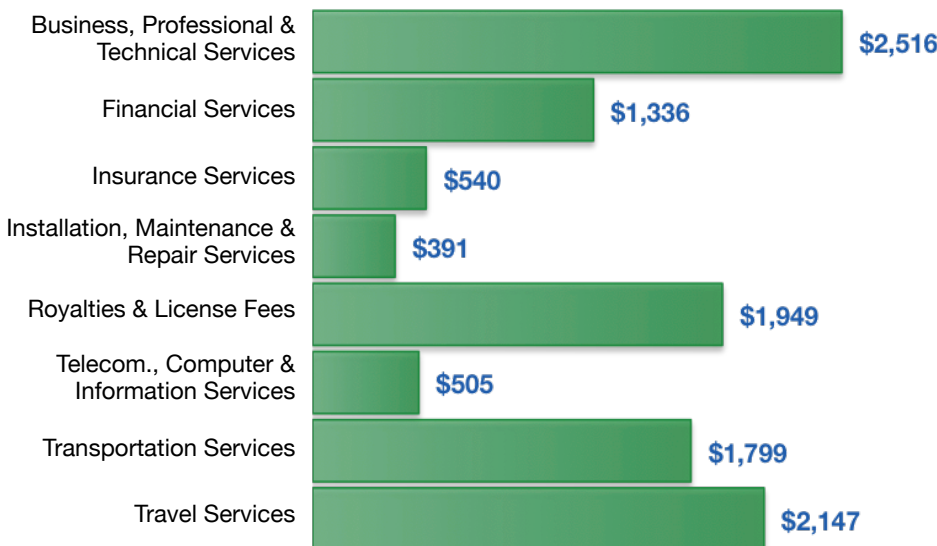
The U.S. services industries are the most competitive and innovative in the world. They provide new economic opportunities and contribute to the successful production of manufacturing and agriculture in the United States and abroad.

| 2007                 | 2017                  |
|----------------------|-----------------------|
| <b>\$6.9 billion</b> | <b>\$11.2 billion</b> |



### Minnesota Services Exports Support 71,970 Jobs

#### Minnesota Services Exports by Sector, 2017 (\$ million)



#### Minnesota Services Exports to Select Countries, 2017

- To China:** \$699 million in services exports supporting 4,960 jobs
- To Canada:** \$910 million in services exports supporting 5,980 jobs
- To Mexico:** \$458 million in services exports supporting 3,360 jobs
- To Korea:** \$315 million in services exports supporting 2,090 jobs
- To Japan:** \$719 million in services exports supporting 4,410 jobs
- To EU:** \$2.6 billion in services exports supporting 15,860 jobs
- To UK:** \$1.0 billion in services exports supporting 6,540 jobs

\* Sources: National data from the U.S. Bureau of Economic Analysis, state export and jobs data from The Trade Partnership.  
Copyright 2019. The Coalition of Services Industries. All rights reserved.

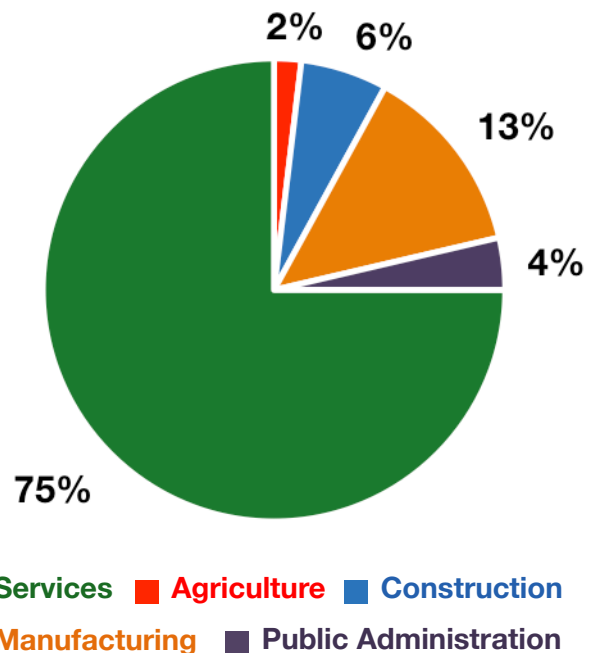
For more information on all fifty states, please visit [servicescoalition.org/exports](http://servicescoalition.org/exports) or contact [admin@uscsi.org](mailto:admin@uscsi.org)

## MINNESOTA

### Services Fuel U.S. Jobs and Growth

Services fuel America's economic growth and jobs, generating more than 77 percent of employment in the United States and 67 percent of GDP. Services are a major component of the manufacturing and agricultural sectors, and they boost the competitiveness of those sectors.

Services accounted for 75 percent of all jobs for Minnesota workers in 2017. The top services sector for employment was Education, Health Care, & Social Assistance, which alone employed 753,070 Minnesota workers.



Services Industries Employ **2.2 Million** Minnesota Workers

### Minnesota Workers by Sector and Services Subsector, 2017

|  |                  |
|--|------------------|
| Agriculture, Forestry, & Mining                        | 56,270           |
| Construction   | 179,860          |
| Manufacturing  | 396,080          |
| Public Administration                                  | 108,110          |
| <b>Total Services</b>                                  | <b>2,219,810</b> |
| <i>Wholesale Trade</i>                                 | 83,650           |
| <i>Retail Trade</i>                                    | 325,640          |
| <i>Transportation, Warehousing, &amp; Utilities</i>    | 136,290          |
| <i>Information</i>                                     | 50,980           |
| <i>Finance, Insurance, &amp; Real Estate</i>           | 211,460          |
| <i>Professional, Scientific, &amp; Management</i>      | 292,940          |
| <i>Education, Health Care, &amp; Social Assistance</i> | 753,070          |
| <i>Arts, Entertainment, Accommodation, &amp; Food</i>  | 241,180          |
| <i>Other Services</i>                                  | 124,610          |