

## MICHIGAN

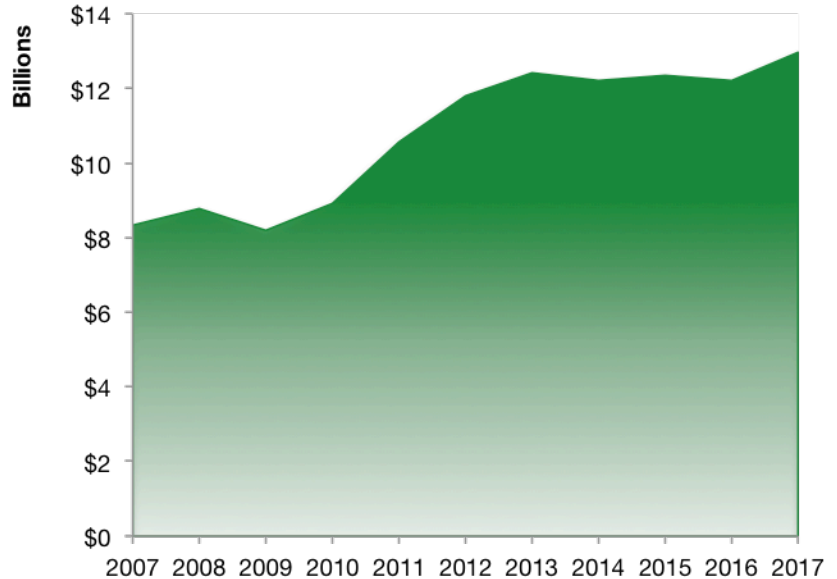
### Michigan Services Exports

#### U.S. Services Supply the World

Michigan has seen a rise in overall services exports since 2007, boosting state economic growth and jobs, and contributing to the overall U.S. services trade surplus of \$248 billion in 2017.

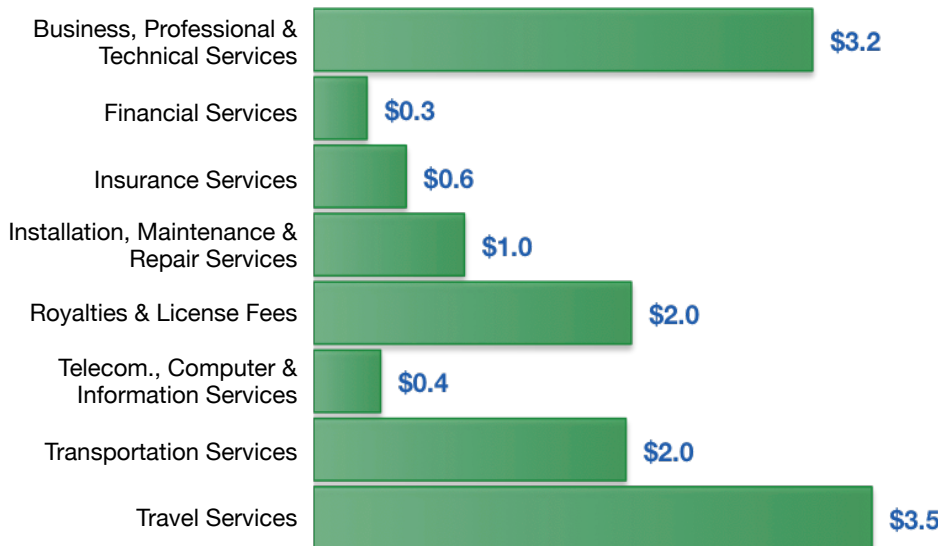
The U.S. services industries are the most competitive and innovative in the world. They provide new economic opportunities and contribute to the successful production of manufacturing and agriculture in the United States and abroad.

2007	2017
<b>\$8.3 billion</b>	<b>\$13.0 billion</b>



## Michigan Services Exports Support 91,250 Jobs

### Michigan Services Exports by Sector, 2017 (\$ billion)



### Michigan Services Exports to Select Countries, 2017

- To China:** \$1.0 billion in services exports supporting 8,250 jobs
- To Canada:** \$1.1 billion in services exports supporting 7,660 jobs
- To Mexico:** \$620 million in services exports supporting 4,830 jobs
- To Korea:** \$407 million in services exports supporting 3,030 jobs
- To Japan:** \$846 million in services exports supporting 5,480 jobs
- To EU:** \$2.8 billion in services exports supporting 17,900 jobs
- To UK:** \$1.0 billion in services exports supporting 7,150 jobs

\* Sources: National data from the U.S. Bureau of Economic Analysis, state export and jobs data from The Trade Partnership.  
Copyright 2019. The Coalition of Services Industries. All rights reserved.

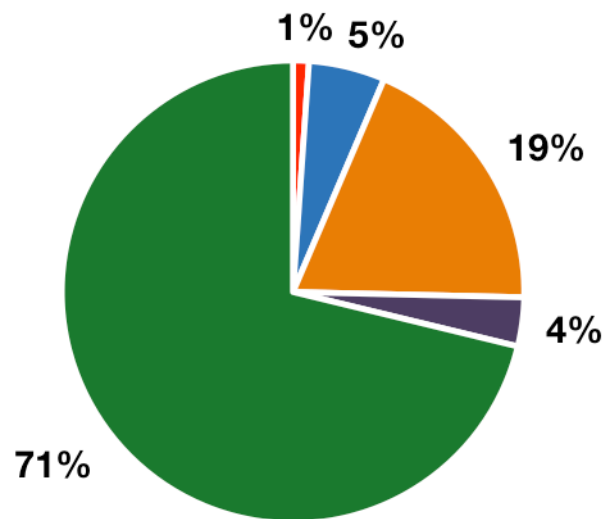
For more information on all fifty states, please visit [servicescoalition.org/exports](http://servicescoalition.org/exports) or contact [admin@uscsi.org](mailto:admin@uscsi.org)

## MICHIGAN

### Services Fuel U.S. Jobs and Growth

Services fuel America's economic growth and jobs, generating more than 77 percent of employment in the United States and 67 percent of GDP. Services are a major component of the manufacturing and agricultural sectors, and they boost the competitiveness of those sectors.

Services accounted for 71 percent of all jobs for Michigan workers in 2017. The top services sector for employment was Education, Health Care, & Social Assistance, which alone employed 1.1 million Michigan workers.



■ Services 
 ■ Agriculture 
 ■ Construction  
■ Manufacturing 
 ■ Public Administration

Services Industries Employ **3.3 Million** Michigan Workers

## Michigan Workers by Sector and Services Subsector, 2017

Agriculture, Forestry, & Mining	51,570
Construction	248,300
Manufacturing	880,930
Public Administration	158,720
<b>Total Services</b>	<b>3,315,100</b>
<i>Wholesale Trade</i>	113,230
<i>Retail Trade</i>	511,870
<i>Transportation, Warehousing, &amp; Utilities</i>	200,900
<i>Information</i>	65,690
<i>Finance, Insurance, &amp; Real Estate</i>	254,360
<i>Professional, Scientific, &amp; Management</i>	444,920
<i>Education, Health Care, &amp; Social Assistance</i>	1,071,810
<i>Arts, Entertainment, Accommodation, &amp; Food</i>	437,270
<i>Other Services</i>	215,060