

MASSACHUSETTS

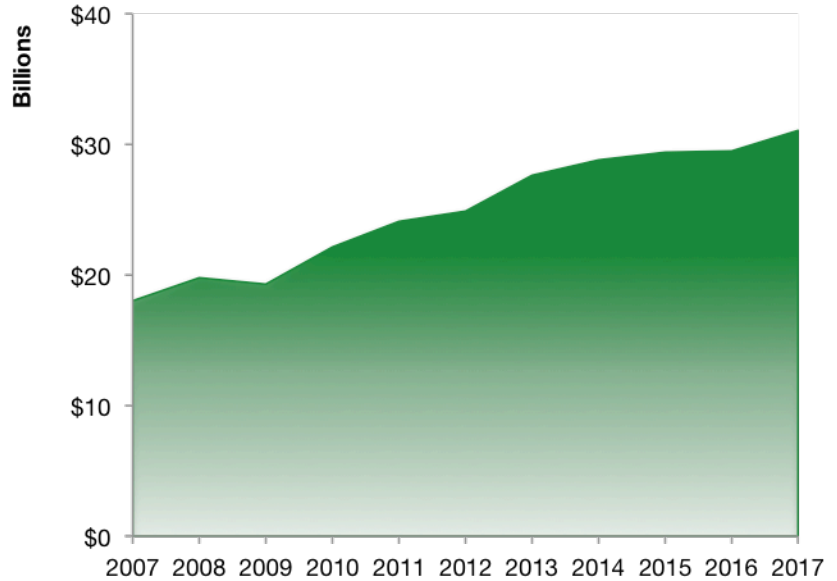
Massachusetts Services Exports

U.S. Services Supply the World

Massachusetts has seen a rise in overall services exports since 2007, boosting state economic growth and jobs, and contributing to the overall U.S. services trade surplus of \$248 billion in 2017.

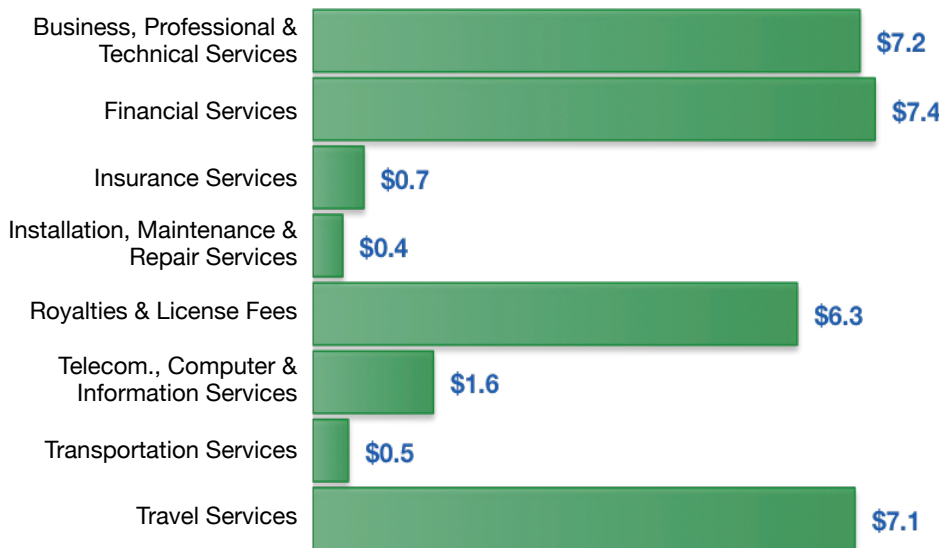
The U.S. services industries are the most competitive and innovative in the world. They provide new economic opportunities and contribute to the successful production of manufacturing and agriculture in the United States and abroad.

2007	2017
\$18.0 billion	\$31.1 billion



Massachusetts Services Exports Support 199,930 Jobs

Massachusetts Services Exports by Sector, 2017 (\$ billion)



Massachusetts Services Exports to Select Countries, 2017

- To China:** \$2.0 billion in services exports supporting 16,780 jobs
- To Canada:** \$2.1 billion in services exports supporting 14,410 jobs
- To Mexico:** \$1.1 billion in services exports supporting 8,460 jobs
- To Korea:** \$900 million in services exports supporting 6,260 jobs
- To Japan:** \$1.6 billion in services exports supporting 10,160 jobs
- To EU:** \$7.5 billion in services exports supporting 42,830 jobs
- To UK:** \$2.7 billion in services exports supporting 16,980 jobs

* Sources: National data from the U.S. Bureau of Economic Analysis, state export and jobs data from The Trade Partnership.
Copyright 2019. The Coalition of Services Industries. All rights reserved.

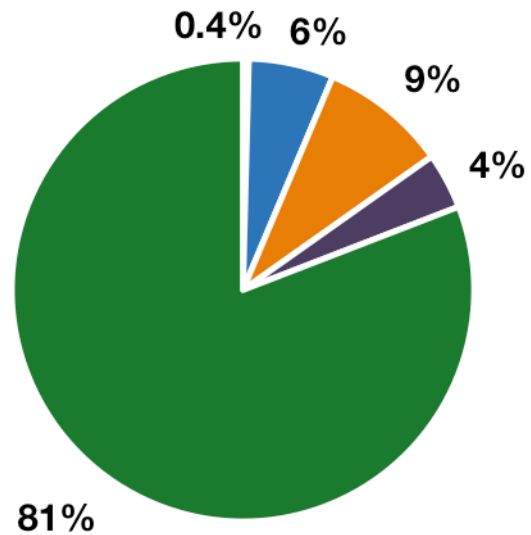
For more information on all fifty states, please visit servicescoalition.org/exports or contact admin@uscisi.org

MASSACHUSETTS

Services Fuel U.S. Jobs and Growth

Services fuel America's economic growth and jobs, generating more than 77 percent of employment in the United States and 67 percent of GDP. Services are a major component of the manufacturing and agricultural sectors, and they boost the competitiveness of those sectors.

Services accounted for 81 percent of all jobs for Massachusetts workers in 2017. The top services sector for employment was Education, Health Care, & Social Assistance, which alone employed 1.0 million Massachusetts workers.



Services Industries Employ **2.9 Million** Massachusetts Workers

Massachusetts Workers by Sector and Services Subsector, 2017

Agriculture, Forestry, & Mining	14,710
Construction	213,960
Manufacturing	318,920
Public Administration	141,430
Total Services	2,910,520
<i>Wholesale Trade</i>	76,890
<i>Retail Trade</i>	366,650
<i>Transportation, Warehousing, & Utilities</i>	139,060
<i>Information</i>	81,110
<i>Finance, Insurance, & Real Estate</i>	266,930
<i>Professional, Scientific, & Management</i>	497,960
<i>Education, Health Care, & Social Assistance</i>	1,013,590
<i>Arts, Entertainment, Accommodation, & Food</i>	314,420
<i>Other Services</i>	153,910