

LOUISIANA

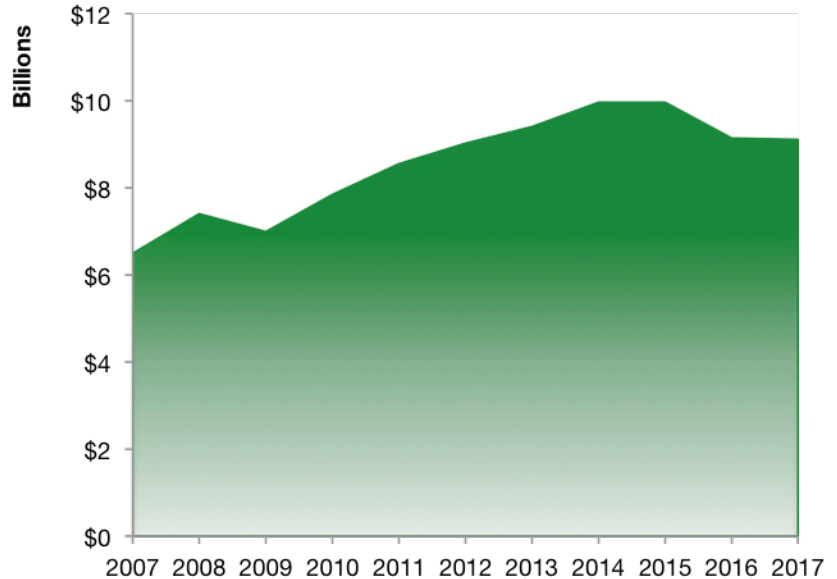
Louisiana Services Exports

U.S. Services Supply the World

Louisiana has seen a rise in overall services exports since 2007, boosting state economic growth and jobs, and contributing to the overall U.S. services trade surplus of \$248 billion in 2017.

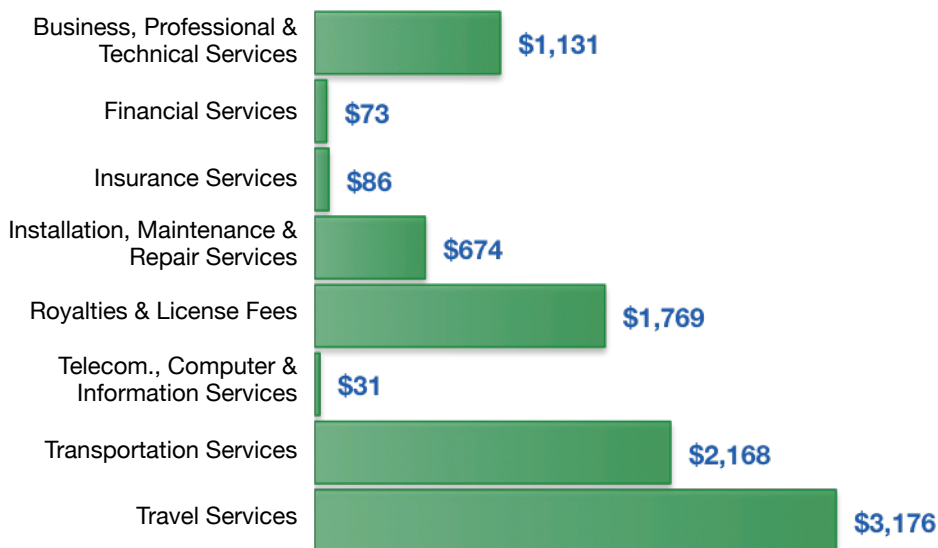
The U.S. services industries are the most competitive and innovative in the world. They provide new economic opportunities and contribute to the successful production of manufacturing and agriculture in the United States and abroad.

2007	2017
\$6.5 billion	\$9.1 billion



Louisiana Services Exports Support 63,250 Jobs

Louisiana Services Exports by Sector, 2017 (\$ million)



Louisiana Services Exports to Select Countries, 2017

- To China:** \$776 million in services exports supporting 5,820 jobs
- To Canada:** \$630 million in services exports supporting 4,720 jobs
- To Mexico:** \$454 million in services exports supporting 3,820 jobs
- To Korea:** \$428 million in services exports supporting 2,870 jobs
- To Japan:** \$650 million in services exports supporting 4,220 jobs
- To EU:** \$2.1 billion in services exports supporting 13,020 jobs
- To UK:** \$616 million in services exports supporting 4,410 jobs

* Sources: National data from the U.S. Bureau of Economic Analysis, state export and jobs data from The Trade Partnership.
Copyright 2019. The Coalition of Services Industries. All rights reserved.

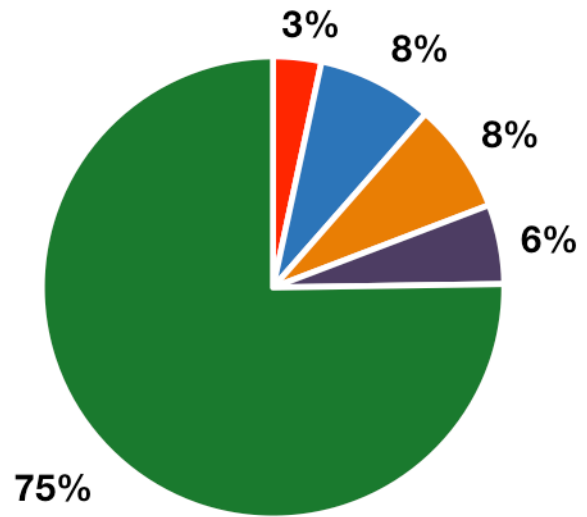
For more information on all fifty states, please visit servicescoalition.org/exports or contact admin@uscsi.org

LOUISIANA

Services Fuel U.S. Jobs and Growth

Services fuel America's economic growth and jobs, generating more than 77 percent of employment in the United States and 67 percent of GDP. Services are a major component of the manufacturing and agricultural sectors, and they boost the competitiveness of those sectors.

Services accounted for 75 percent of all jobs for Louisiana workers in 2017. The top services sector for employment was Education, Health Care, & Social Assistance, which alone employed 477,170 Louisiana workers.



■ Services
 ■ Agriculture
 ■ Construction
 ■ Manufacturing
 ■ Public Administration

Services Industries Employ **1.5 Million** Louisiana Workers

Louisiana Workers by Sector and Services Subsector, 2017

Agriculture, Forestry, & Mining	68,180
Construction	163,650
Manufacturing	156,390
Public Administration	112,670
Total Services	1,521,870
<i>Wholesale Trade</i>	45,970
<i>Retail Trade</i>	240,030
<i>Transportation, Warehousing, & Utilities</i>	115,460
<i>Information</i>	31,140
<i>Finance, Insurance, & Real Estate</i>	108,930
<i>Professional, Scientific, & Management</i>	184,700
<i>Education, Health Care, & Social Assistance</i>	477,170
<i>Arts, Entertainment, Accommodation, & Food</i>	216,770
<i>Other Services</i>	101,700