

KENTUCKY

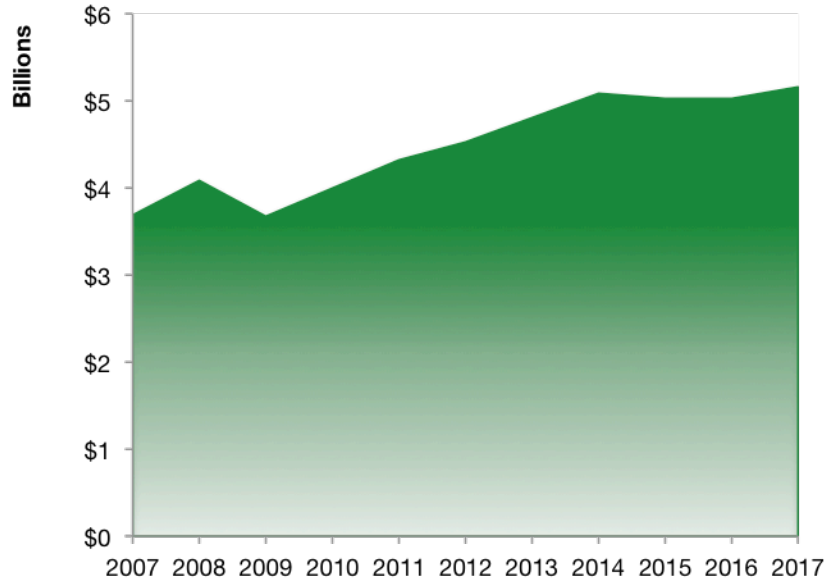
Kentucky Services Exports

U.S. Services Supply the World

Kentucky has seen a rise in overall services exports since 2007, boosting state economic growth and jobs, and contributing to the overall U.S. services trade surplus of \$248 billion in 2017.

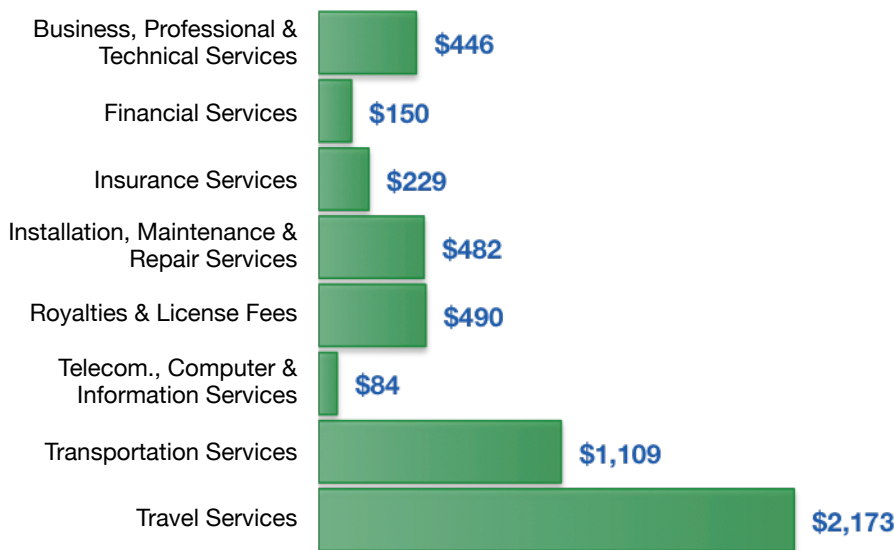
The U.S. services industries are the most competitive and innovative in the world. They provide new economic opportunities and contribute to the successful production of manufacturing and agriculture in the United States and abroad.

2007	2017
\$3.7 billion	\$5.2 billion



Kentucky Services Exports Support 37,780 Jobs

Kentucky Services Exports by Sector, 2017 (\$ million)



Kentucky Services Exports to Select Countries, 2017

- To China:** \$440 million in services exports supporting 3,450 jobs
- To Canada:** \$409 million in services exports supporting 3,110 jobs
- To Mexico:** \$287 million in services exports supporting 2,470 jobs
- To Korea:** \$207 million in services exports supporting 1,520 jobs
- To Japan:** \$332 million in services exports supporting 2,350 jobs
- To EU:** \$1.0 billion in services exports supporting 6,950 jobs
- To UK:** \$442 million in services exports supporting 3,120 jobs

* Sources: National data from the U.S. Bureau of Economic Analysis, state export and jobs data from The Trade Partnership.
Copyright 2019. The Coalition of Services Industries. All rights reserved.

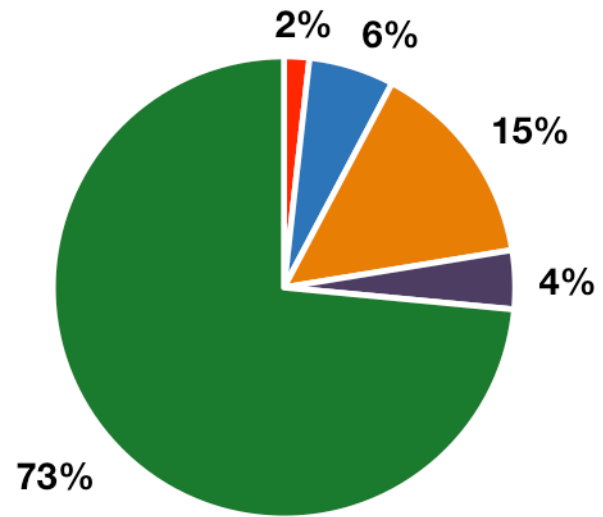
For more information on all fifty states, please visit servicescoalition.org/exports or contact admin@usci.org

KENTUCKY

Services Fuel U.S. Jobs and Growth

Services fuel America's economic growth and jobs, generating more than 77 percent of employment in the United States and 67 percent of GDP. Services are a major component of the manufacturing and agricultural sectors, and they boost the competitiveness of those sectors.

Services accounted for 73 percent of all jobs for Kentucky workers in 2017. The top services sector for employment was Education, Health Care, & Social Assistance, which alone employed 467,180 Kentucky workers.



■ Services
 ■ Agriculture
 ■ Construction
 ■ Manufacturing
 ■ Public Administration

Services Industries Employ **1.5 Million** Kentucky Workers

Kentucky Workers by Sector and Services Subsector, 2017

Agriculture, Forestry, & Mining	34,860
Construction	118,110
Manufacturing	289,910
Public Administration	81,260
Total Services	1,452,540
<i>Wholesale Trade</i>	48,610
<i>Retail Trade</i>	237,510
<i>Transportation, Warehousing, & Utilities</i>	123,560
<i>Information</i>	32,100
<i>Finance, Insurance, & Real Estate</i>	112,660
<i>Professional, Scientific, & Management</i>	169,840
<i>Education, Health Care, & Social Assistance</i>	467,180
<i>Arts, Entertainment, Accommodation, & Food</i>	170,100
<i>Other Services</i>	91,000