

KANSAS

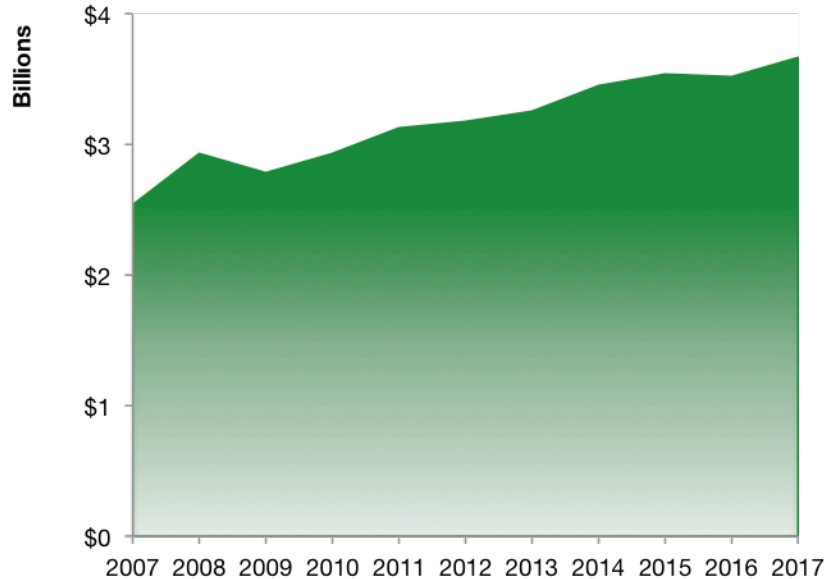
Kansas Services Exports

U.S. Services Supply the World

Kansas has seen a rise in overall services exports since 2007, boosting state economic growth and jobs, and contributing to the overall U.S. services trade surplus of \$248 billion in 2017.

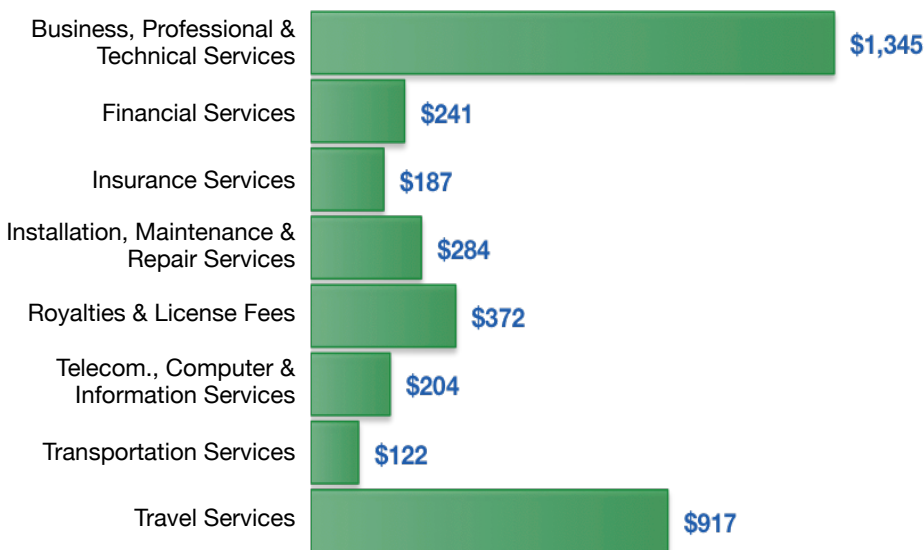
The U.S. services industries are the most competitive and innovative in the world. They provide new economic opportunities and contribute to the successful production of manufacturing and agriculture in the United States and abroad.

2007	2017
\$2.5 billion	\$3.7 billion



Kansas Services Exports Support 25,470 Jobs

Kansas Services Exports by Sector, 2017 (\$ million)



Kansas Services Exports to Select Countries, 2017

- To China:** \$244 million in services exports supporting 1,910 jobs
- To Canada:** \$288 million in services exports supporting 2,010 jobs
- To Mexico:** \$148 million in services exports supporting 1,210 jobs
- To Korea:** \$101 million in services exports supporting 750 jobs
- To Japan:** \$206 million in services exports supporting 1,390 jobs
- To EU:** \$851 million in services exports supporting 5,550 jobs
- To UK:** \$303 million in services exports supporting 2,150 jobs

* Sources: National data from the U.S. Bureau of Economic Analysis, state export and jobs data from The Trade Partnership.
Copyright 2019. The Coalition of Services Industries. All rights reserved.

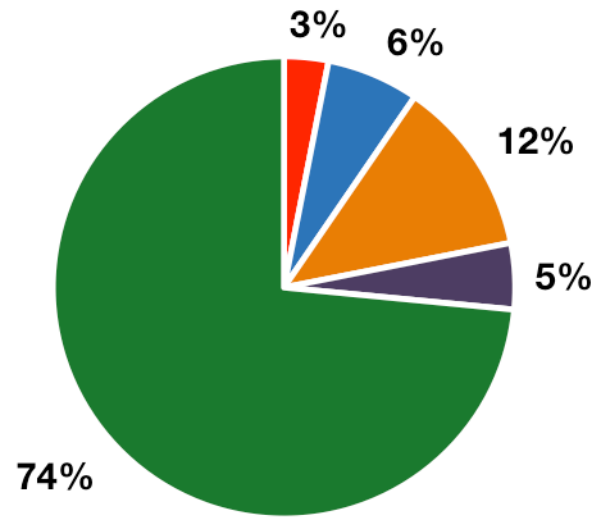
For more information on all fifty states, please visit servicescoalition.org/exports or contact admin@uscsi.org

KANSAS

Services Fuel U.S. Jobs and Growth

Services fuel America's economic growth and jobs, generating more than 77 percent of employment in the United States and 67 percent of GDP. Services are a major component of the manufacturing and agricultural sectors, and they boost the competitiveness of those sectors.

Services accounted for 73 percent of all jobs for Kansas workers in 2017. The top services sector for employment was Education, Health Care, & Social Assistance, which alone employed 364,820 Kansas workers.



Services Industries Employ **1.1 Million** Kansas Workers

Kansas Workers by Sector and Services Subsector, 2017

Agriculture, Forestry, & Mining	44,510
Construction	92,900
Manufacturing	177,230
Public Administration	66,540
Total Services	1,055,620
<i>Wholesale Trade</i>	40,350
<i>Retail Trade</i>	157,220
<i>Transportation, Warehousing, & Utilities</i>	71,500
<i>Information</i>	26,630
<i>Finance, Insurance, & Real Estate</i>	86,930
<i>Professional, Scientific, & Management</i>	133,210
<i>Education, Health Care, & Social Assistance</i>	364,820
<i>Arts, Entertainment, Accommodation, & Food</i>	114,400
<i>Other Services</i>	60,570