

HAWAII

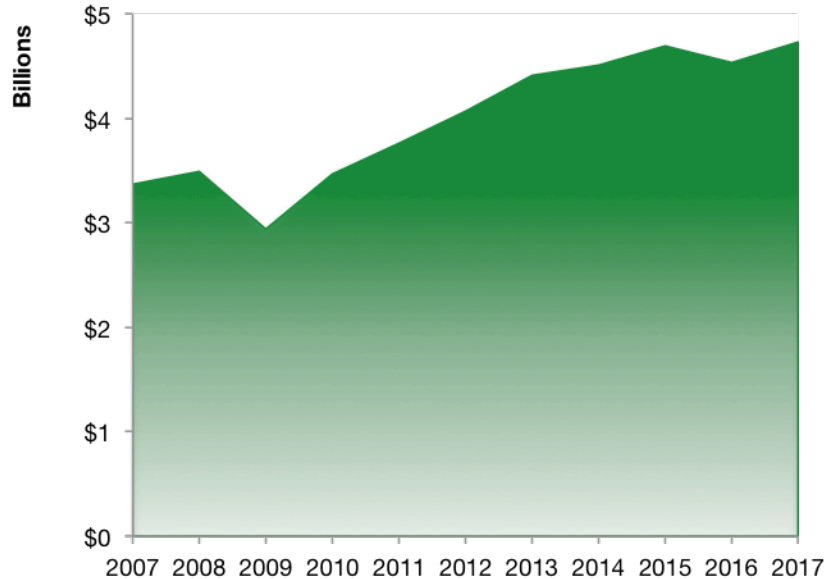
Hawaii Services Exports

U.S. Services Supply the World

Hawaii has seen a rise in overall services exports since 2007, boosting state economic growth and jobs, and contributing to the overall U.S. services trade surplus of \$248 billion in 2017.

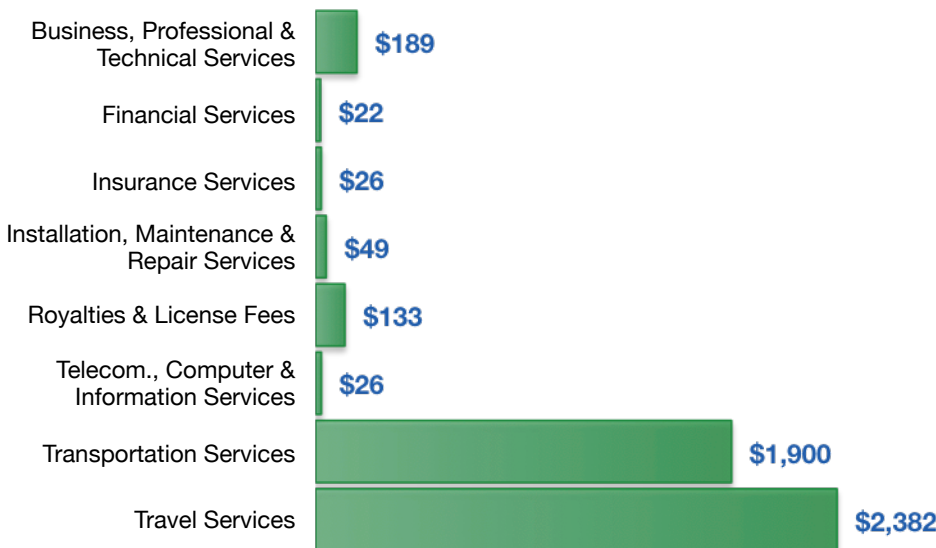
The U.S. services industries are the most competitive and innovative in the world. They provide new economic opportunities and contribute to the successful production of manufacturing and agriculture in the United States and abroad.

2007	2017
\$3.4 billion	\$4.7 billion



Hawaii Services Exports Support 34,570 Jobs

Hawaii Services Exports by Sector, 2017 (\$ million)



Hawaii Services Exports to Select Countries, 2017

- To China:** \$417 million in services exports supporting 3,350 jobs
- To Canada:** \$381 million in services exports supporting 2,950 jobs
- To Mexico:** \$347 million in services exports supporting 2,830 jobs
- To Korea:** \$172 million in services exports supporting 1,370 jobs
- To Japan:** \$401 million in services exports supporting 2,610 jobs
- To EU:** \$837 million in services exports supporting 5,810 jobs
- To UK:** \$375 million in services exports supporting 2,620 jobs

* Sources: National data from the U.S. Bureau of Economic Analysis, state export and jobs data from The Trade Partnership.
Copyright 2019. The Coalition of Services Industries. All rights reserved.

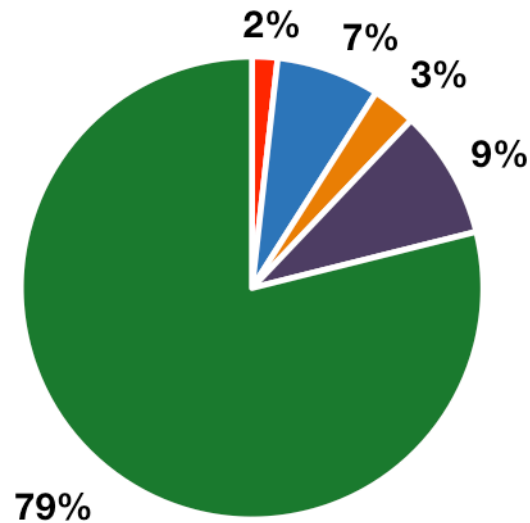
For more information on all fifty states, please visit servicescoalition.org/exports or contact admin@usci.org

HAWAII

Services Fuel U.S. Jobs and Growth

Services fuel America's economic growth and jobs, generating more than 77 percent of employment in the United States and 67 percent of GDP. Services are a major component of the manufacturing and agricultural sectors, and they boost the competitiveness of those sectors.

Services accounted for 79 percent of all jobs for Hawaii workers in 2017. The top services sector for employment was Education, Health Care, & Social Assistance, which alone employed 137,420 Hawaii workers.



Services Industries Employ **536,970** Hawaii Workers

Hawaii Workers by Sector and Services Subsector, 2017

Agriculture, Forestry, & Mining	12,100
Construction	49,230
Manufacturing	20,920
Public Administration	61,290
Total Services	536,970
<i>Wholesale Trade</i>	16,060
<i>Retail Trade</i>	76,790
<i>Transportation, Warehousing, & Utilities</i>	36,660
<i>Information</i>	10,340
<i>Finance, Insurance, & Real Estate</i>	43,940
<i>Professional, Scientific, & Management</i>	68,890
<i>Education, Health Care, & Social Assistance</i>	137,420
<i>Arts, Entertainment, Accommodation, & Food</i>	117,560
<i>Other Services</i>	29,310