

## GEORGIA

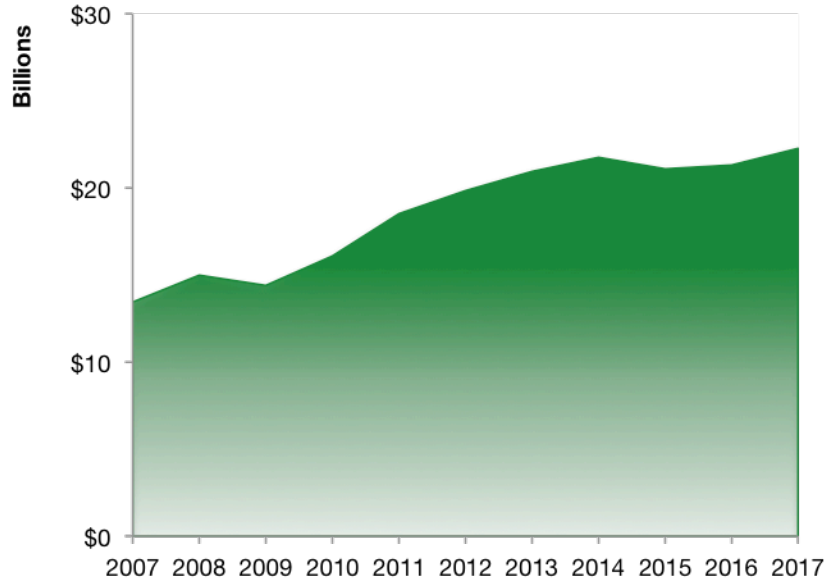
### Georgia Services Exports

#### U.S. Services Supply the World

Georgia has seen a rise in overall services exports since 2007, boosting state economic growth and jobs, and contributing to the overall U.S. services trade surplus of \$248 billion in 2017.

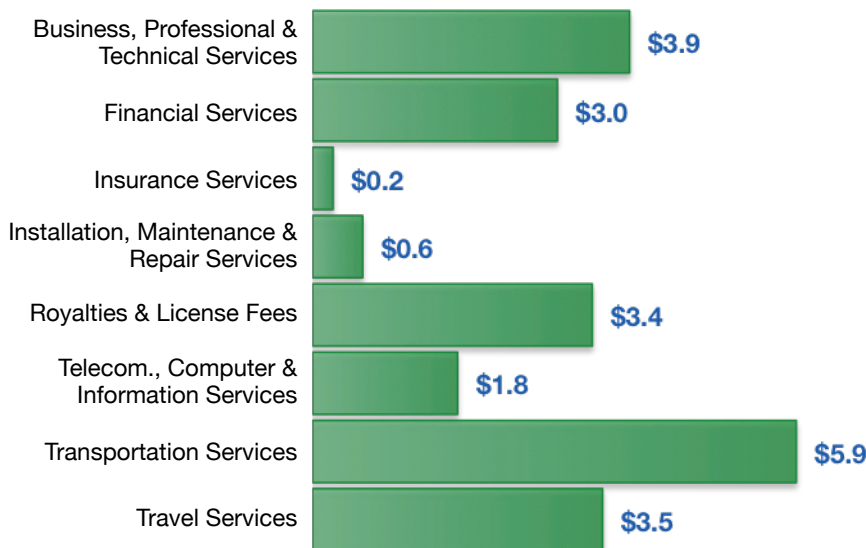
The U.S. services industries are the most competitive and innovative in the world. They provide new economic opportunities and contribute to the successful production of manufacturing and agriculture in the United States and abroad.

2007	2017
<b>\$13.4 billion</b>	<b>\$22.3 billion</b>



### Georgia Services Exports Support 137,180 Jobs

#### Georgia Services Exports by Sector, 2017 (\$ billion)



#### Georgia Services Exports to Select Countries, 2017

- To China:** \$1.3 billion in services exports supporting 9,290 jobs
- To Canada:** \$1.8 billion in services exports supporting 11,120 jobs
- To Mexico:** \$957 million in services exports supporting 6,480 jobs
- To Korea:** \$566 million in services exports supporting 3,710 jobs
- To Japan:** \$1.5 billion in services exports supporting 8,590 jobs
- To EU:** \$4.9 billion in services exports supporting 28,780 jobs
- To UK:** \$2.2 billion in services exports supporting 13,210 jobs

\* Sources: National data from the U.S. Bureau of Economic Analysis, state export and jobs data from The Trade Partnership.  
Copyright 2019. The Coalition of Services Industries. All rights reserved.

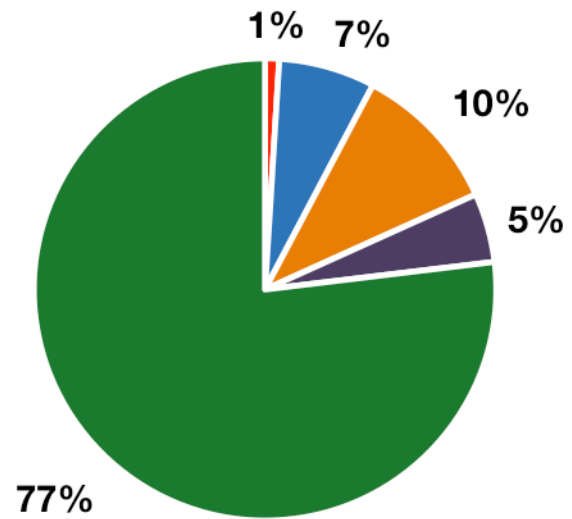
For more information on all fifty states, please visit [servicescoalition.org/exports](http://servicescoalition.org/exports) or contact [admin@uscsi.org](mailto:admin@uscsi.org)

## GEORGIA

### Services Fuel U.S. Jobs and Growth

Services fuel America's economic growth and jobs, generating more than 77 percent of employment in the United States and 67 percent of GDP. Services are a major component of the manufacturing and agricultural sectors, and they boost the competitiveness of those sectors.

Services accounted for 77 percent of all jobs for Georgia workers in 2017. The top services sector for employment was Education, Health Care, & Social Assistance, which alone employed 1.0 million Georgia workers.



■ Services 
 ■ Agriculture 
 ■ Construction 
 ■ Manufacturing 
 ■ Public Administration

Services Industries Employ **3.7 Million** Georgia Workers

### Georgia Workers by Sector and Services Subsector, 2017

Agriculture, Forestry, & Mining	<b>47,840</b>
Construction	<b>326,500</b>
Manufacturing	<b>509,350</b>
Public Administration	<b>234,280</b>
<b>Total Services</b>	<b>3,723,870</b>
<i>Wholesale Trade</i>	135,710
<i>Retail Trade</i>	567,790
<i>Transportation, Warehousing, &amp; Utilities</i>	316,360
<i>Information</i>	114,560
<i>Finance, Insurance, &amp; Real Estate</i>	301,790
<i>Professional, Scientific, &amp; Management</i>	586,900
<i>Education, Health Care, &amp; Social Assistance</i>	1,007,580
<i>Arts, Entertainment, Accommodation, &amp; Food</i>	457,010
<i>Other Services</i>	236,180