

FLORIDA

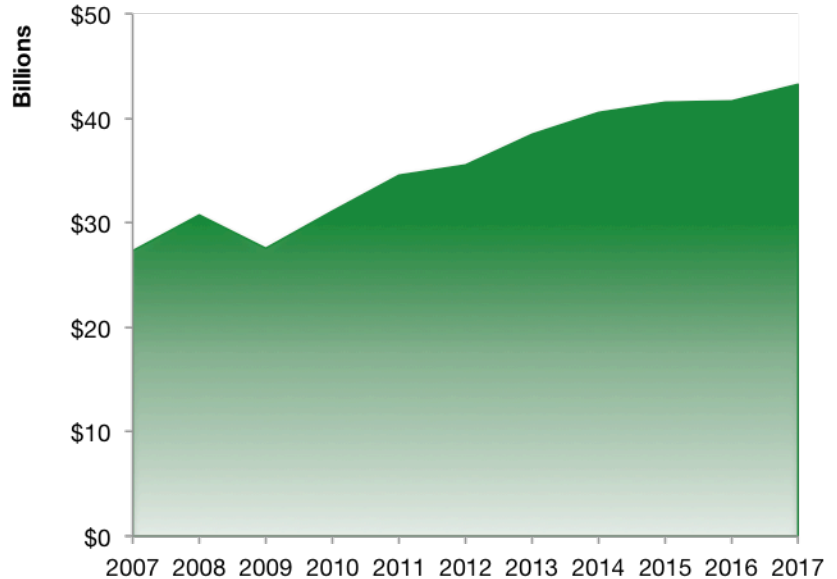
Florida Services Exports

U.S. Services Supply the World

Florida has seen a rise in overall services exports since 2007, boosting state economic growth and jobs, and contributing to the overall U.S. services trade surplus of \$248 billion in 2017.

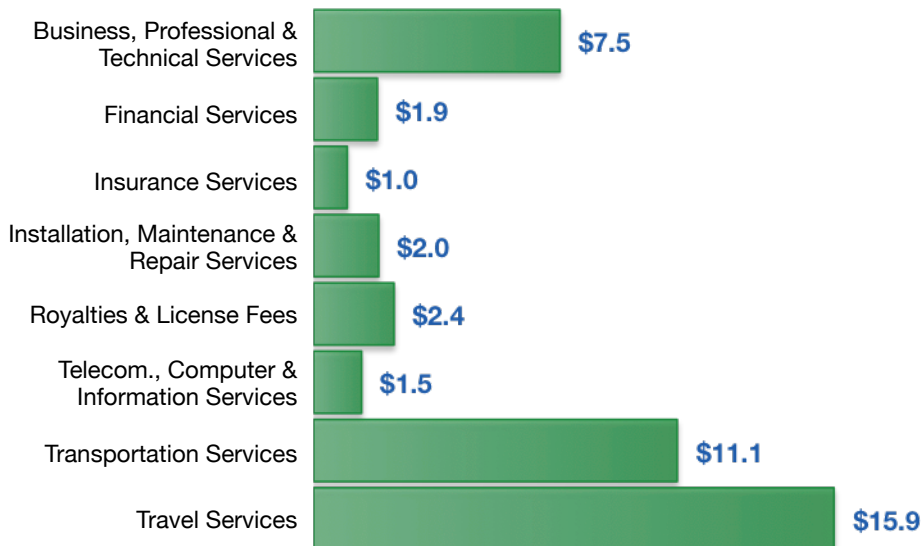
The U.S. services industries are the most competitive and innovative in the world. They provide new economic opportunities and contribute to the successful production of manufacturing and agriculture in the United States and abroad.

2007	2017
\$27.4 billion	\$43.3 billion



Florida Services Exports Support 311,630 Jobs

Florida Services Exports by Sector, 2017 (\$ billion)



Florida Services Exports to Select Countries, 2017

- To China:** \$3.2 billion in services exports supporting 26,090 jobs
- To Canada:** \$3.3 billion in services exports supporting 24,650 jobs
- To Mexico:** \$2.4 billion in services exports supporting 19,730 jobs
- To Korea:** \$1.5 billion in services exports supporting 11,290 jobs
- To Japan:** \$3.2 billion in services exports supporting 21,000 jobs
- To EU:** \$9.1 billion in services exports supporting 61,850 jobs
- To UK:** \$3.6 billion in services exports supporting 25,430 jobs

* Sources: National data from the U.S. Bureau of Economic Analysis, state export and jobs data from The Trade Partnership.
Copyright 2019. The Coalition of Services Industries. All rights reserved.

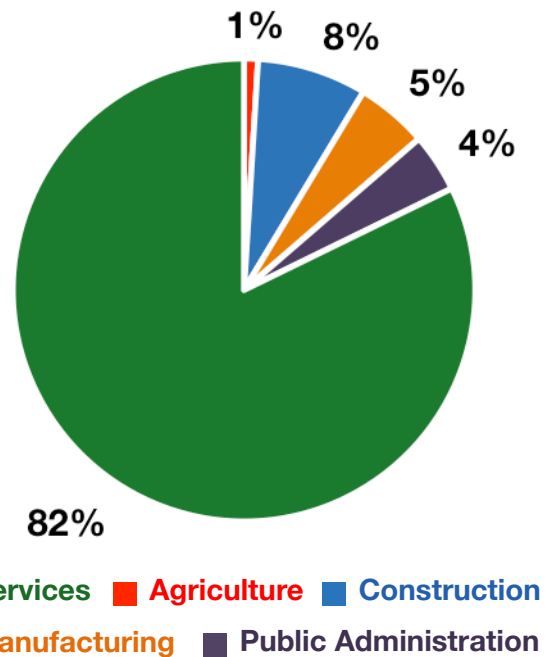
For more information on all fifty states, please visit servicescoalition.org/exports or contact admin@usci.org

FLORIDA

Services Fuel U.S. Jobs and Growth

Services fuel America's economic growth and jobs, generating more than 77 percent of employment in the United States and 67 percent of GDP. Services are a major component of the manufacturing and agricultural sectors, and they boost the competitiveness of those sectors.

Services accounted for 82 percent of all jobs for Florida workers in 2017. The top services sector for employment was Education, Health Care, & Social Assistance, which alone employed 2.0 million Florida workers.



Services Industries Employ **7.8 Million** Florida Workers

Florida Workers by Sector and Services Subsector, 2017

Agriculture, Forestry, & Mining	92,630
Construction	727,370
Manufacturing	475,910
Public Administration	390,490
Total Services	7,802,350
<i>Wholesale Trade</i>	244,610
<i>Retail Trade</i>	1,216,510
<i>Transportation, Warehousing, & Utilities</i>	529,540
<i>Information</i>	165,360
<i>Finance, Insurance, & Real Estate</i>	729,590
<i>Professional, Scientific, & Management</i>	1,242,170
<i>Education, Health Care, & Social Assistance</i>	1,987,540
<i>Arts, Entertainment, Accommodation, & Food</i>	1,178,040
<i>Other Services</i>	509,000