

CONNECTICUT

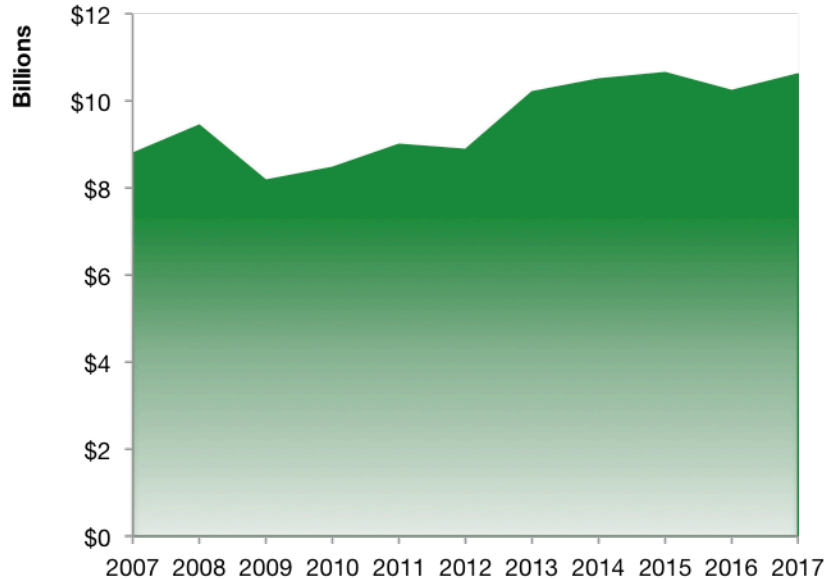
Connecticut Services Exports

U.S. Services Supply the World

Connecticut has seen a rise in overall services exports since 2007, boosting state economic growth and jobs, and contributing to the overall U.S. services trade surplus of \$248 billion in 2017.

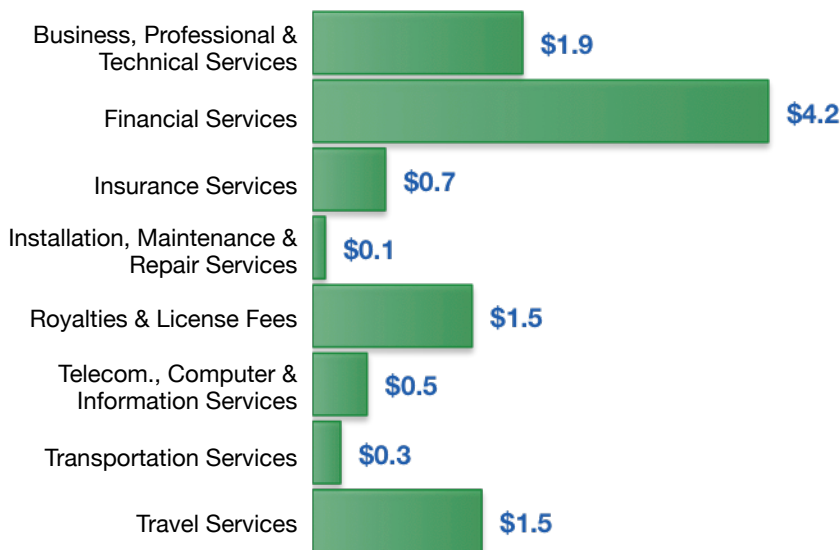
The U.S. services industries are the most competitive and innovative in the world. They provide new economic opportunities and contribute to the successful production of manufacturing and agriculture in the United States and abroad.

| 2007 | 2017 |
|----------------------|-----------------------|
| \$8.8 billion | \$10.6 billion |



Connecticut Services Exports Support 63,810 Jobs

Connecticut Services Exports by Sector, 2017 (\$ billion)



Connecticut Services Exports to Select Countries, 2017

- To China:** \$569 million in services exports supporting 4,160 jobs
- To Canada:** \$770 million in services exports supporting 4,820 jobs
- To Mexico:** \$304 million in services exports supporting 2,240 jobs
- To Korea:** \$235 million in services exports supporting 1,560 jobs
- To Japan:** \$552 million in services exports supporting 3,330 jobs
- To EU:** \$2.2 billion in services exports supporting 12,700 jobs
- To UK:** \$1.2 billion in services exports supporting 6,820 jobs

* Sources: National data from the U.S. Bureau of Economic Analysis, state export and jobs data from The Trade Partnership.
Copyright 2019. The Coalition of Services Industries. All rights reserved.

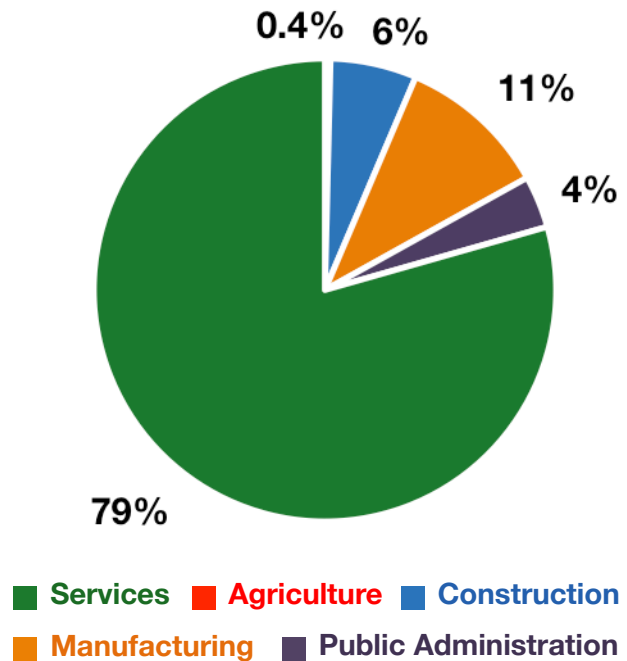
For more information on all fifty states, please visit servicescoalition.org/exports or contact admin@uscsi.org

CONNECTICUT

Services Fuel U.S. Jobs and Growth

Services fuel America's economic growth and jobs, generating more than 77 percent of employment in the United States and 67 percent of GDP. Services are a major component of the manufacturing and agricultural sectors, and they boost the competitiveness of those sectors.

Services accounted for 79 percent of all jobs for Connecticut workers in 2017. The top services sector for employment was Education, Health Care, & Social Assistance, which alone employed 479,380 Connecticut workers.



Services Industries Employ **1.4 Million** Connecticut Workers

Connecticut Workers by Sector and Services Subsector, 2017

| | |
|--|------------------|
| Agriculture, Forestry, & Mining | 6,970 |
| Construction | 108,950 |
| Manufacturing | 189,840 |
| Public Administration | 66,000 |
| Total Services | 1,433,270 |
| <i>Wholesale Trade</i> | 39,790 |
| <i>Retail Trade</i> | 191,450 |
| <i>Transportation, Warehousing, & Utilities</i> | 76,970 |
| <i>Information</i> | 41,440 |
| <i>Finance, Insurance, & Real Estate</i> | 156,620 |
| <i>Professional, Scientific, & Management</i> | 205,660 |
| <i>Education, Health Care, & Social Assistance</i> | 479,380 |
| <i>Arts, Entertainment, Accommodation, & Food</i> | 155,080 |
| <i>Other Services</i> | 86,870 |