

COLORADO

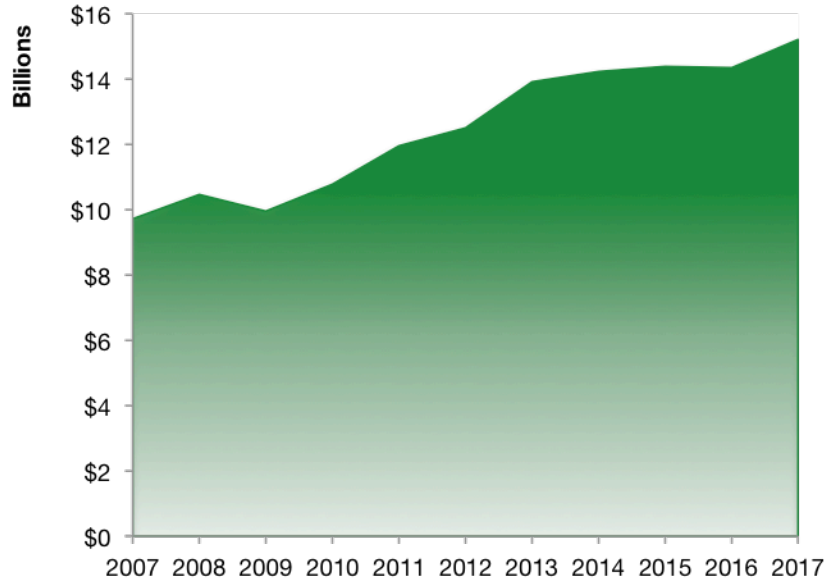
Colorado Services Exports

U.S. Services Supply the World

Colorado has seen a rise in overall services exports since 2007, boosting state economic growth and jobs, and contributing to the overall U.S. services trade surplus of \$248 billion in 2017.

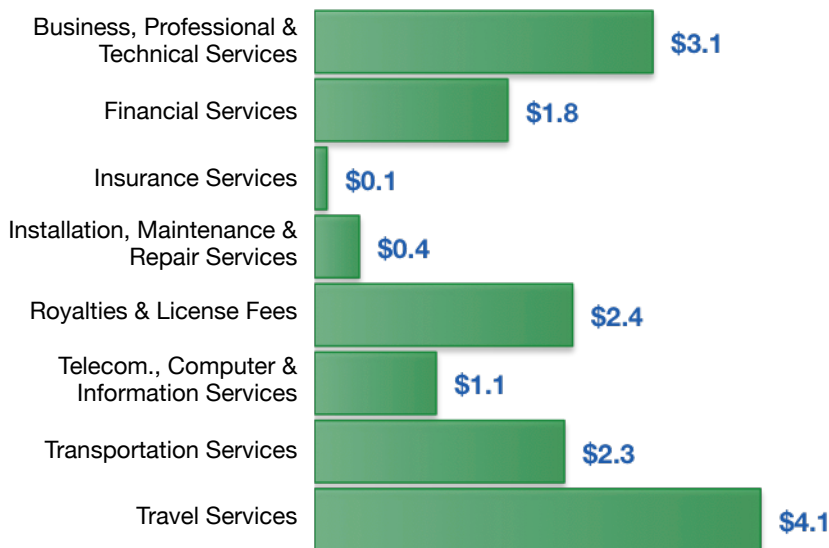
The U.S. services industries are the most competitive and innovative in the world. They provide new economic opportunities and contribute to the successful production of manufacturing and agriculture in the United States and abroad.

2007	2017
\$9.7 billion	\$15.2 billion



Colorado Services Exports Support 100,430 Jobs

Colorado Services Exports by Sector, 2017 (\$ billion)



Colorado Services Exports to Select Countries, 2017

- To China:** \$957 million in services exports supporting 7,560 jobs
- To Canada:** \$1.2 billion in services exports supporting 8,310 jobs
- To Mexico:** \$730 million in services exports supporting 5,680 jobs
- To Korea:** \$444 million in services exports supporting 3,180 jobs
- To Japan:** \$954 million in services exports supporting 6,020 jobs
- To EU:** \$3.4 billion in services exports supporting 20,760 jobs
- To UK:** \$1.3 billion in services exports supporting 8,590 jobs

* Sources: National data from the U.S. Bureau of Economic Analysis, state export and jobs data from The Trade Partnership.
Copyright 2019. The Coalition of Services Industries. All rights reserved.

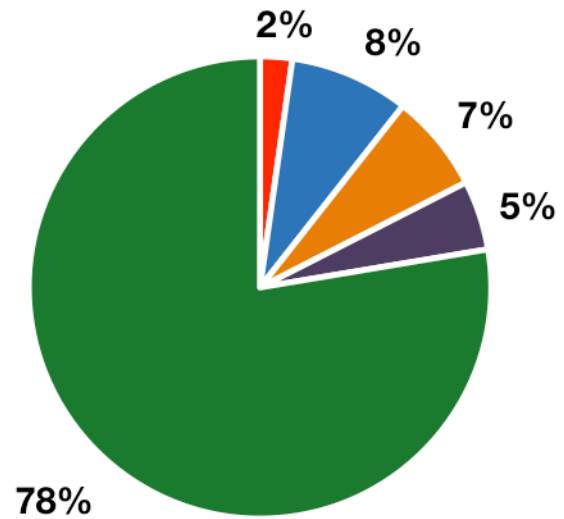
For more information on all fifty states, please visit servicescoalition.org/exports or contact admin@uscsi.org

COLORADO

Services Fuel U.S. Jobs and Growth

Services fuel America's economic growth and jobs, generating more than 77 percent of employment in the United States and 67 percent of GDP. Services are a major component of the manufacturing and agricultural sectors, and they boost the competitiveness of those sectors.

Services accounted for 78 percent of all jobs for Colorado workers in 2017. The top services sector for employment was Education, Health Care, & Social Assistance, which alone employed 601,820 Colorado workers.



Services Industries Employ **2.3 Million** Colorado Workers

Colorado Workers by Sector and Services Subsector, 2017

Agriculture, Forestry, & Mining	65,100
Construction	242,540
Manufacturing	199,490
Public Administration	141,130
Total Services	2,251,670
<i>Wholesale Trade</i>	65,420
<i>Retail Trade</i>	304,280
<i>Transportation, Warehousing, & Utilities</i>	135,790
<i>Information</i>	77,040
<i>Finance, Insurance, & Real Estate</i>	209,250
<i>Professional, Scientific, & Management</i>	402,440
<i>Education, Health Care, & Social Assistance</i>	601,820
<i>Arts, Entertainment, Accommodation, & Food</i>	315,630
<i>Other Services</i>	140,000