

CALIFORNIA

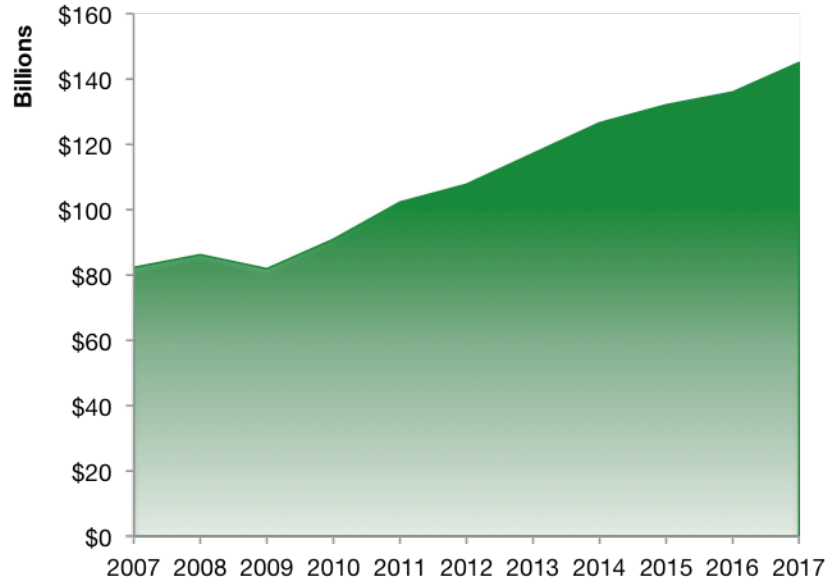
California Services Exports

U.S. Services Supply the World

California has seen a rise in overall services exports since 2007, boosting state economic growth and jobs, and contributing to the overall U.S. services trade surplus of \$248 billion in 2017.

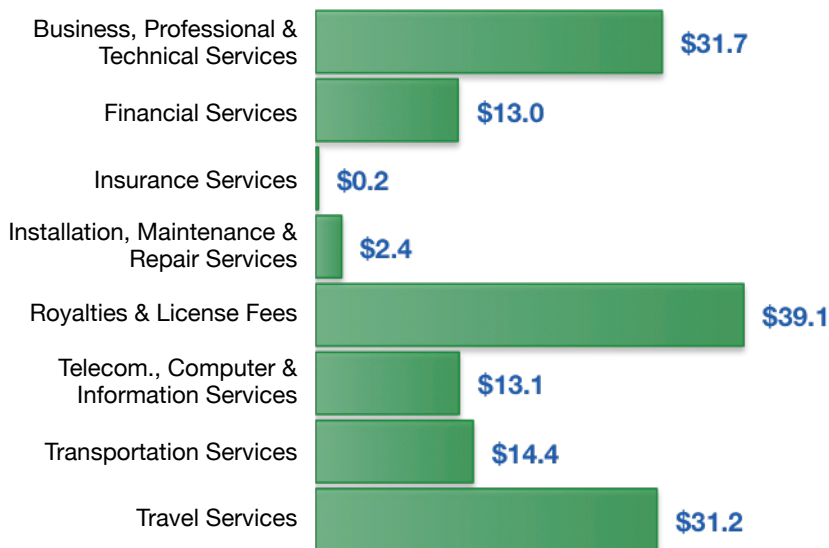
The U.S. services industries are the most competitive and innovative in the world. They provide new economic opportunities and contribute to the successful production of manufacturing and agriculture in the United States and abroad.

2007	2017
\$82.2 billion	\$145.1 billion



California Services Exports Support 903,260 Jobs

California Services Exports by Sector, 2017 (\$ billion)



California Services Exports to Select Countries, 2017

- To China:** \$9.0 billion in services exports supporting 66,600 jobs
- To Canada:** \$10.5 billion in services exports supporting 68,900 jobs
- To Mexico:** \$5.7 billion in services exports supporting 42,300 jobs
- To Korea:** \$4.5 billion in services exports supporting 29,300 jobs
- To Japan:** \$8.4 billion in services exports supporting 50,750 jobs
- To EU:** \$36.4 billion in services exports supporting 208,500 jobs
- To UK:** \$13.4 billion in services exports supporting 81,900 jobs

* Sources: National data from the U.S. Bureau of Economic Analysis, state export and jobs data from The Trade Partnership.
Copyright 2019. The Coalition of Services Industries. All rights reserved.

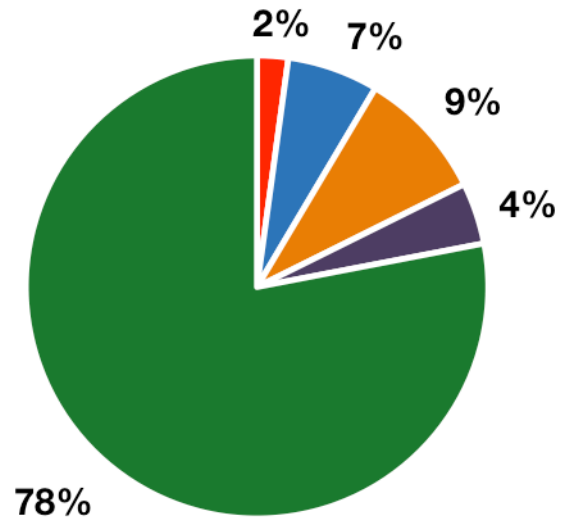
For more information on all fifty states, please visit servicescoalition.org/exports or contact admin@uscisi.org

CALIFORNIA

Services Fuel U.S. Jobs and Growth

Services fuel America's economic growth and jobs, generating more than 77 percent of employment in the United States and 67 percent of GDP. Services are a major component of the manufacturing and agricultural sectors, and they boost the competitiveness of those sectors.

Services accounted for 78 percent of all jobs for California workers in 2017. The top services sector for employment was Education, Health Care, & Social Assistance, which alone employed 4.0 million California workers.



■ Services
 ■ Agriculture
 ■ Construction
 ■ Manufacturing
 ■ Public Administration

Services Industries Employ **14.6 Million** California Workers

California Workers by Sector and Services Subsector, 2017

Agriculture, Forestry, & Mining	408,360
Construction	1,195,960
Manufacturing	1,710,620
Public Administration	808,140
Total Services	14,634,420
<i>Wholesale Trade</i>	<i>514,770</i>
<i>Retail Trade</i>	<i>1,969,130</i>
<i>Transportation, Warehousing, & Utilities</i>	<i>1,018,200</i>
<i>Information</i>	<i>543,760</i>
<i>Finance, Insurance, & Real Estate</i>	<i>1,143,780</i>
<i>Professional, Scientific, & Management</i>	<i>2,536,840</i>
<i>Education, Health Care, & Social Assistance</i>	<i>3,952,880</i>
<i>Arts, Entertainment, Accommodation, & Food</i>	<i>1,957,520</i>
<i>Other Services</i>	<i>997,560</i>