

ALABAMA

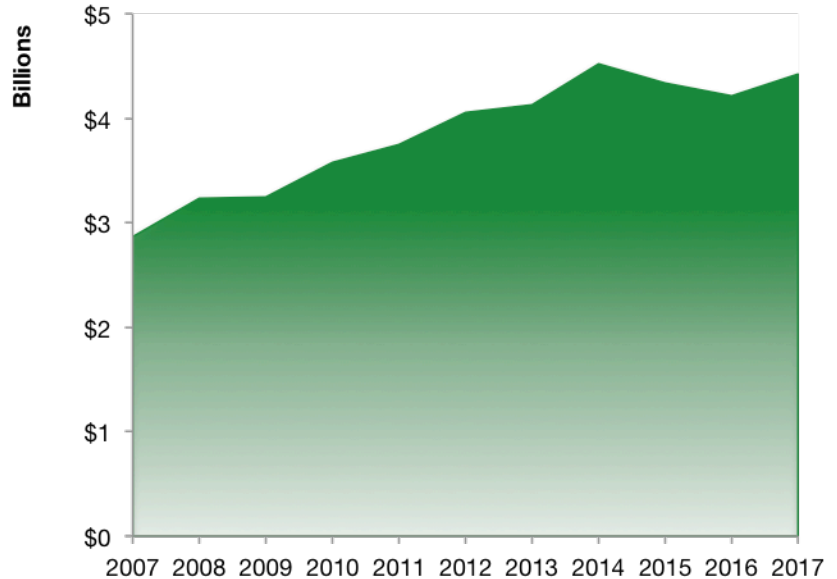
Alabama Services Exports

U.S. Services Supply the World

Alabama has seen a rise in overall services exports since 2007, boosting state economic growth and jobs, and contributing to the overall U.S. services trade surplus of \$248 billion in 2017.

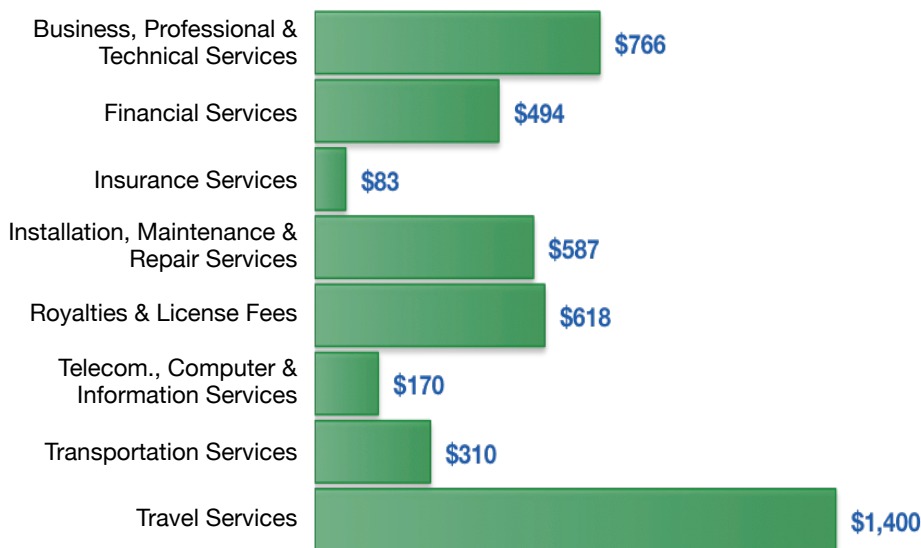
The U.S. services industries are the most competitive and innovative in the world. They provide new economic opportunities and contribute to the successful production of manufacturing and agriculture in the United States and abroad.

2007	2017
\$2.9 billion	\$4.4 billion



Alabama Services Exports Support 32,050 Jobs

Alabama Services Exports by Sector, 2017 (\$ million)



Alabama Services Exports to Select Countries, 2017

- To China:** \$351 million in services exports supporting 2,810 jobs
- To Canada:** \$346 million in services exports supporting 2,560 jobs
- To Mexico:** \$206 million in services exports supporting 1,740 jobs
- To Korea:** \$160 million in services exports supporting 1,180 jobs
- To Japan:** \$256 million in services exports supporting 1,790 jobs
- To EU:** \$897 million in services exports supporting 5,990 jobs
- To UK:** \$360 million in services exports supporting 2,600 jobs

* Sources: National data from the U.S. Bureau of Economic Analysis, state export and jobs data from The Trade Partnership.
Copyright 2019. The Coalition of Services Industries. All rights reserved.

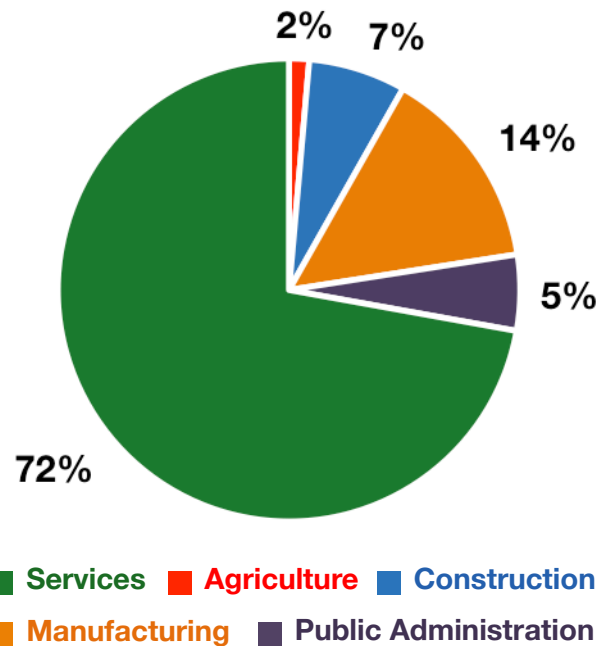
For more information on all fifty states, please visit servicescoalition.org/exports or contact admin@usci.org

ALABAMA

Services Fuel U.S. Jobs and Growth

Services fuel America's economic growth and jobs, generating more than 77 percent of employment in the United States and 67 percent of GDP. Services are a major component of the manufacturing and agricultural sectors, and they boost the competitiveness of those sectors.

Services accounted for 72 percent of all jobs for Alabama workers in 2017. The top services sector for employment was Education, Health Care, & Social Assistance, which alone employed 461,800 Alabama workers.



Services Industries Employ **1.5 Million** Alabama Workers

Alabama Workers by Sector and Services Subsector, 2017

Agriculture, Forestry, & Mining	29,040
Construction	140,590
Manufacturing	295,950
Public Administration	109,390
Total Services	1,490,920
<i>Wholesale Trade</i>	50,140
<i>Retail Trade</i>	245,110
<i>Transportation, Warehousing, & Utilities</i>	112,400
<i>Information</i>	29,760
<i>Finance, Insurance, & Real Estate</i>	113,970
<i>Professional, Scientific, & Management</i>	194,130
<i>Education, Health Care, & Social Assistance</i>	461,800
<i>Arts, Entertainment, Accommodation, & Food</i>	179,960
<i>Other Services</i>	103,650